



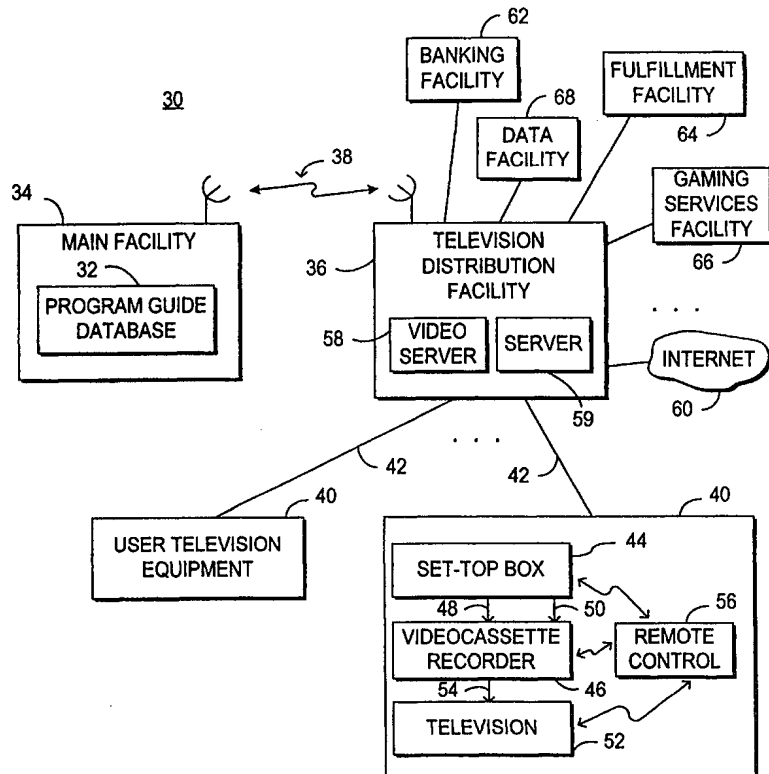
INTERNATIONAL APPLICATION PUBLISHED UNDER THE PATENT COOPERATION TREATY (PCT)

<p>(51) International Patent Classification ⁷ : H04N 7/16, 7/173</p>	<p>A1</p>	<p>(11) International Publication Number: WO 00/05889 (43) International Publication Date: 3 February 2000 (03.02.00)</p>
<p>(21) International Application Number: PCT/US99/16131 (22) International Filing Date: 16 July 1999 (16.07.99) (30) Priority Data: 60/093,865 23 July 1998 (23.07.98) US (71) Applicant: UNITED VIDEO PROPERTIES, INC. [US/US]; 7140 South Lewis Avenue, Tulsa, OK 74136 (US). (72) Inventors: ELLIS, Michael, D.; 1300 Kingwood Place, Boulder, CO 80304 (US). THOMAS, William, L.; 11611 South 70th East Avenue, Bixby, OK 74008 (US). KNUDSON, Edward, B.; 11055 West Rowland Avenue, Littleton, CO 80127 (US). HASSELL, Joel, G.; 8246 Yarrow Court, Arvada, CO 80005 (US). EASTERBROOK, Kevin, B.; 555 Clear Brook Lane, Monument, CO 80132 (US). (74) Agents: TREYZ, G., Victor et al.; Fish & Neave, 1251 Avenue of the Americas, New York, NY 10020 (US).</p>		<p>(81) Designated States: AE, AL, AM, AT, AU, AZ, BA, BB, BG, BR, BY, CA, CH, CN, CU, CZ, DE, DK, EE, ES, FI, GB, GD, GE, GH, GM, HR, HU, ID, IL, IN, IS, JP, KE, KG, KP, KR, KZ, LC, LK, LR, LS, LT, LU, LV, MD, MG, MK, MN, MW, MX, NO, NZ, PL, PT, RO, RU, SD, SE, SG, SI, SK, SL, TJ, TM, TR, TT, UA, UG, UZ, VN, YU, ZA, ZW, ARIPO patent (GH, GM, KE, LS, MW, SD, SL, SZ, UG, ZW), Eurasian patent (AM, AZ, BY, KG, KZ, MD, RU, TJ, TM), European patent (AT, BE, CH, CY, DE, DK, ES, FI, FR, GB, GR, IE, IT, LU, MC, NL, PT, SE), OAPI patent (BF, BJ, CF, CG, CI, CM, GA, GN, GW, ML, MR, NE, SN, TD, TG).</p> <p>Published <i>With international search report.</i></p>

(54) Title: INTERACTIVE TELEVISION PROGRAM GUIDE SYSTEM THAT SERVES AS A PORTAL

(57) Abstract

A system is provided in which an interactive television program guide application and non-program-guide applications are at least partially implemented on user television equipment. A program guide program application interface is provided that is used to maintain a consistent user interface between the program guide application and the non-program-guide applications. Non-program-guide applications may be launched by the program guide application. The user may select certain non-program-guide applications as favorites and may set parental controls for certain non-program-guide applications. The program guide application may run in the background while a non-program-guide application operates. While the non-program-guide application operates, the program guide may check for events that require immediate attention. When such an event is detected, operation of the non-program-guide application may be suspended and the user may be asked whether the detected event should take place or whether operation of the non-program-guide application should be resumed.



FOR THE PURPOSES OF INFORMATION ONLY

Codes used to identify States party to the PCT on the front pages of pamphlets publishing international applications under the PCT.

AL	Albania	ES	Spain	LS	Lesotho	SI	Slovenia
AM	Armenia	FI	Finland	LT	Lithuania	SK	Slovakia
AT	Austria	FR	France	LU	Luxembourg	SN	Senegal
AU	Australia	GA	Gabon	LV	Latvia	SZ	Swaziland
AZ	Azerbaijan	GB	United Kingdom	MC	Monaco	TD	Chad
BA	Bosnia and Herzegovina	GE	Georgia	MD	Republic of Moldova	TG	Togo
BB	Barbados	GH	Ghana	MG	Madagascar	TJ	Tajikistan
BE	Belgium	GN	Guinea	MK	The former Yugoslav Republic of Macedonia	TM	Turkmenistan
BF	Burkina Faso	GR	Greece			TR	Turkey
BG	Bulgaria	HU	Hungary	ML	Mali	TT	Trinidad and Tobago
BJ	Benin	IE	Ireland	MN	Mongolia	UA	Ukraine
BR	Brazil	IL	Israel	MR	Mauritania	UG	Uganda
BY	Belarus	IS	Iceland	MW	Malawi	US	United States of America
CA	Canada	IT	Italy	MX	Mexico	UZ	Uzbekistan
CF	Central African Republic	JP	Japan	NE	Niger	VN	Viet Nam
CG	Congo	KE	Kenya	NL	Netherlands	YU	Yugoslavia
CH	Switzerland	KG	Kyrgyzstan	NO	Norway	ZW	Zimbabwe
CI	Côte d'Ivoire	KP	Democratic People's Republic of Korea	NZ	New Zealand		
CM	Cameroon		Republic of Korea	PL	Poland		
CN	China	KR	Republic of Korea	PT	Portugal		
CU	Cuba	KZ	Kazakstan	RO	Romania		
CZ	Czech Republic	LC	Saint Lucia	RU	Russian Federation		
DE	Germany	LI	Liechtenstein	SD	Sudan		
DK	Denmark	LK	Sri Lanka	SE	Sweden		
EE	Estonia	LR	Liberia	SG	Singapore		

INTERACTIVE TELEVISION PROGRAM GUIDE SYSTEM
THAT SERVES AS A PORTAL

Background of the Invention

This invention relates to interactive
5 television program guide systems. More particularly,
this invention relates to interactive television
program guide systems having a program guide
application that serves as a portal for other
applications.

10 Interactive television program guides are
well known. Such guides, which are typically
implemented on set-top boxes, allow users to view
television program listings on their home televisions.
Typical program guides allow users to view information
15 for television programs and channels and audio programs
and channels. For example, a program guide may provide
information on regular television channels, premium
television channels, pay-per-view television channels,
and music channels. A variety of display formats are
20 typically supported. For example, program listings may

- 2 -

be organized by time, by channel, and by category (sports, children, comedy, movies, etc.).

Future set-top box systems may include access to services that are rarely or never provided by
5 current program guides, such as video-on-demand, home shopping, Internet web browsing, electronic mail, banking, enhanced television (interactive programs), data services, and wagering services.

In currently envisioned systems each of these
10 non-program-guide services would be provided as a separate application loaded into the same set-top-box as the program guide. A menu structure or other common interface might be provided to allow the user to launch a given one of the applications. However, there would
15 be no commonality between the user interfaces provided by the program guide application and non-program guide applications. This could lead to user confusion, particularly with users who are not necessarily computer literate. Overlap between applications might
20 not be exploited and code and data might be duplicated among the applications.

It is therefore an object of the present invention to provide a program guide system in which an interactive television program guide application has
25 the capability to serve as a portal for other applications. By acting as a portal, the program guide application may ensure a common user interface, may eliminate resource contention, and may reduce the amount of code and data required by each application.

30 It is also an object of the present invention to provide ways in which to facilitate the use of

- 3 -

multiple applications such as a program guide application and non-program-guide applications.

Summary of the Invention

These and other objects of the invention are
5 accomplished in accordance with the principles of the present invention by providing an interactive television program guide system having an interactive television program guide application that serves as a portal for other applications. The interactive
10 television program guide application and other applications may be implemented on any suitable platform. One suitable platform is user television equipment that is based on a set-top box or that is based on a device that incorporates set-top box
15 functions such as an advanced digital television receiver. Another suitable platform involves a client-server architecture based on a server and user television equipment. The server, which may be located at a cable system headend or other suitable remote
20 location, operates in cooperation with the user television equipment. With such client-server arrangements, interactive program guides and other applications that are implemented on the platform are partially implemented on the user television equipment
25 and partially on the server, rather than being implemented entirely on the set-top box. For example, program guide functions related to displaying menu screens may be implemented at the user television equipment, whereas functions related to maintaining the
30 program guide database or related to video-on-demand features may be implemented on the server.

- 4 -

An application program interface (API) for the program guide is provided. The application program interface may allow non-program-guide applications to access program guide functions. The API may also
5 coordinate access to platform resources (e.g., set-top box resources and/or server resources) such as on-screen display resources, remote control key resources, set-top box front-panel resources, communications channel resources, memory function resources, etc. by
10 the program guide and the non-program-guide applications. The API may allow non-program-guide applications to make use of program guide functions such as tuning, parental control, favorites, user profiles, drawing, highlighting and on-screen
15 navigation, database access, and purchasing. This approach ensures that a common user interface is used, resource contention is eliminated, and the amount of code and data required by each application is reduced.

The API helps coordinate the use of
20 applications that are located remote from the set-top box, such as applications located on a server at a cable system headend or at a server on the Internet. The API may also perform authentication functions. This helps ensure that only authorized applications are
25 provided with access to desired functions such as certain program guide functions. Different access rights may be given to different applications.

Non-program-guide applications may provide interactive content in the form of an interactive
30 component that is associated with a television programming (e.g., a given television program, a television channel, or the like). For example, a non-

- 5 -

program-guide application may provide interactive sports content for a sports channel or interactive home shopping content for a home shopping channel. The interactive content may be in the form of a shopping experience, information services, games, or any other type of suitable interactive content associated with a given television channel, service, program, program type, or program listings. A non-program-guide application that provides an interactive component for a given channel may be delivered to a user's set-top box along with video and audio programming. The interactive television program guide application may alert the user to the presence of the interactive component. One suitable indicator is an icon that may be presented as a overlay on top of the current television channel. Another suitable indicator is an icon or other display element that may be provided as part of a program guide display screen.

The interactive television program guide application may be used to launch non-program-guide applications. For example, the program guide application may provide an on-screen option to launch a particular non-program-guide application. The user may also activate a dedicated button such as a "launch" remote control button.

Applications and other interactive content may also be incorporated directly into the program listings displayed by the interactive television program guide application. For example, video-on-demand programming may be made available to the user with a video-on-demand application. The interactive television program guide application may incorporate

- 6 -

selectable video-on-demand program listings into the program guide display screens provided by the interactive television program guide application. When the user selects a given video-on-demand program
5 listing, the interactive television program guide application may launch the video-on-demand application and direct the video-on-demand application to play the video for the selected listing or to begin the processing necessary to authorize the delivery of that
10 video.

Other interactive content, such as audio-on-demand, data from information services, web pages, shopping information, horse racing or other wagering, and the like may also be handled by integrated
15 selectable buttons provided on certain program guide display screens as overlays on top of television programs, etc. A selectable option that allows a non-program-guide application to be invoked from within the interactive television program guide application and
20 directed to take an action related to a current television program, program listing, service, etc. is called a hot link. A selectable hot link related to a currently displayed television program provides a way to launch a non-program-guide application while
25 directing the launched application to take an action that is related to the current television program. For example, a user may be watching a sports program. Selecting a hot link to a home shopping application launches the home shopping application and directs the
30 home shopping application to present products to the user that are related to sports.

- 7 -

The user may be allowed to set certain non-program-guide applications as favorites. For example, the interactive television program guide application may display these selected favorite applications in a list when directed by the user, may restrict the movement of a highlight region to just those favorite applications when the user navigates within a larger list of non-program-guide applications, or may otherwise use the information on which applications have been designated as favorites.

The user may also be allowed to set parental controls for certain non-program-guide applications. This allows the user to lock applications such as shopping or video-on-demand. A viewer may unlock such parentally controlled applications by entering a predefined user-selected parental control password or using any other suitable parental control unlocking technique.

The user may also be allowed to set reminders for the content associated with various applications. For example, the user may be allowed to set reminders for specialized promotional segments associated with a home shopping application or the like. Reminders may also be set for chat sessions.

An application (e.g., the interactive television program guide application) may continue to run in the background while another application (e.g., a non-program-guide application) runs in the foreground. The background application may continually monitor events to determine when events occur that require immediate attention. For example, the interactive television program guide application may

- 8 -

run in the background to monitor whether the user has pressed a remote control key that requires attention or whether a prescheduled program guide function such as a pre-set reminder requires attention. In situations
5 such as these, the interactive television program guide application may terminate or suspend the operation of a non-program-guide application running in the foreground. If operation of the foreground application is suspended, the background application may display a
10 message for the user asking whether the user wishes to resume the operation of the suspended application or whether the detected event (e.g., the event related to the user key press or prescheduled reminder or the like) should take place.

15 Further features of the invention, its nature and various advantages will be more apparent from the accompanying drawings and the following detailed description of the preferred embodiments.

Brief Description of the Drawings

20 FIG. 1 is a diagram of an illustrative interactive television program guide system in accordance with the present invention.

FIG. 2 is a diagram illustrating how the system may have an interactive television program guide
25 application and a plurality of non-program-guide applications in accordance with the present invention.

FIG. 3 is a diagram showing how two applications may have an overlap in features in accordance with the present invention.

- 9 -

FIG. 4 is a flow chart showing steps involved in changing channels using the program guide in accordance with the present invention.

5 FIG. 5 is a flow chart of steps involved in using the program guide application program interface to maintain a consistent user interface when invoking non-program-guide applications with the program guide application in accordance with the present invention.

10 FIG. 6 is an illustrative program guide display screen containing program listings having icons indicating the availability of interactive components associated with the program listings.

15 FIG. 7 is an illustrative television screen showing how an icon indicating the availability of an interactive component may be displayed as an overlay on top of the video for a particular television channel in accordance with the present invention.

20 FIG. 8 is a flow chart of illustrative steps involved in indicating to a user that a non-program-guide application is available in accordance with the present invention.

FIG. 9 is a diagram of an illustrative remote control that may be used to control the user television equipment in accordance with the present invention.

25 FIG. 10 is a diagram showing how an interactive component associated with a program may be launched by pressing a dedicated button in accordance with the present invention.

30 FIG. 11 is a diagram showing how a user may invoke a non-program-guide application by responding to an on-screen prompt in accordance with the present invention.

- 10 -

FIG. 12a is a diagram illustrating how the user may obtain additional information on a given program by pressing an information key while tuned to the given program and how the user may launch a non-program-guide application (e.g., a web browser) by
5 pressing a launch button once the information has been displayed in accordance with the present invention.

FIG. 12b is a diagram illustrating how the user may activate and use an overlay containing various
10 program guide options and options for launching non-program guide applications in accordance with the present invention.

FIG. 13 is an illustrative program guide display screen containing program guide listings for a
15 particular category (sports) and containing an on-screen hot link to a web browser application in accordance with the present invention.

FIG. 14 is an illustrative program guide display screen containing program guide listings and
20 menu options for launching various non-program-guide applications in accordance with the present invention.

FIG. 15 is an illustrative program guide display screen containing a grid of program listings in which certain grid cells provide selectable hot links
25 that allow the user to invoke a web browser application and to direct the web browser application to retrieve certain web pages related to the show to which the selectable options are adjacent in the grid in accordance with the present invention.

30 FIG. 16 is an illustrative program guide display screen containing video-on-demand program listings in accordance with the present invention.

- 11 -

FIG. 17a is an illustrative program guide display screen containing video-on-demand program listings intermixed with normal program listings in accordance with the present intention.

5 FIG. 17b is an illustrative program guide display screen of a program listings grid containing video-on-demand program listings in accordance with the present invention.

10 FIG. 18 is an illustrative program guide display screen that contains options with which the user may choose to view program listings for particular categories or themes. Some of the illustrative programming themes in the FIG. 18 display screen relate to video-on-demand programming in accordance with the
15 present invention.

 FIG. 19a is an illustrative program guide display screen containing selectable audio-on-demand program listings in accordance with the present invention. If the user selects one of the listings,
20 the interactive television program guide application launches an audio-on-demand application and directs it to play the audio associated with the selected listing in accordance with the present invention.

 FIG. 19b is a diagram illustrating the
25 display of a data service such as a stock ticker that may be provided on top of the video for a television program or program listings or the like in accordance with the present invention.

 FIG. 20 is a diagram illustrating how web
30 content or the like may be embedded into a program guide display screen in accordance with the present invention.

- 12 -

FIG. 21a is a diagram showing how the program guide application may display a list of selectable options for available non-program guide applications when the user presses launch in accordance with the present invention.

FIG. 21b is an illustrative diagram showing how a user who is viewing a television program may activate a hot link (by pressing a launch key) that launches a chat application and directs the chat application to initiate a chat session related to the television program in accordance with the present invention.

FIG. 22 is a flow chart of illustrative steps involved in using a hot link for a non-program-guide application in accordance with the present invention.

FIG. 23 is a flow chart of illustrative steps involved in using an electronic mail (e-mail) hot link in accordance with the present invention.

FIG. 24 is a flow chart of steps involved in using a home shopping hot link in accordance with the present invention.

FIG. 25a is an illustrative program guide display screen that provides the user with opportunities to set certain non-program-guide applications as favorites or to set parental controls for certain applications in accordance with the present invention.

FIG. 25b is an illustrative view favorites program guide display screen in accordance with the present invention.

- 13 -

FIG. 25c is an illustrative video-on-demand purchase authorization screen in accordance with the present invention.

5 FIG. 25d is an illustrative home shopping application listings screen in accordance with the present invention.

10 FIG. 26 is a diagram illustrating how the purchasing features of the interactive television program guide application may be shared between the program guide application and one of the non-program guide applications in accordance with the present invention.

15 FIG. 27 is an illustrative flow chart of steps involved in running an application in the background while another application operates in the foreground in accordance with the present intention.

20 FIG. 28 is an illustrative series of display screens showing how a program guide reminder overlay may be provided on top of a running non-program guide application such as a web browser to notify the user of an upcoming television program in accordance with the present invention.

25 FIG. 29a is a program guide display screen for a main menu showing how selectable options may be provided for the non-program-guide applications in accordance with the present invention.

30 FIG. 29b shows an illustrative program guide setup screen containing selectable options that allow the user to launch non-program guide applications and be taken to associated setup screens within those applications in accordance with the present invention.

- 14 -

FIG. 30 is a flow chart of steps associated with registering an application with the application program guide interface in accordance with the present invention.

5 FIG. 31 is a flow chart of steps involved in authenticating an application and determining the access rights of an application in accordance with the present invention.

10 FIG. 32 is a diagram illustrating how applications that use the application program guide interface may be based at various locations such as on user television equipment, secondary user television equipment, an Internet server, or a server associated with a television distribution facility in accordance
15 with the present invention.

Detailed Description of the Preferred Embodiments

An illustrative program guide system 30 in accordance with the present invention is shown in FIG. 1. Program guide data such as program listings,
20 program descriptions, pay-per-view ordering information and the like may be stored in program guide database 32 of main facility 34. Main facility 34 distributes the program guide data to multiple television distribution facilities 36 via communications paths such as
25 communications path 38. Television distribution facilities 36 may be broadcast television facilities, cable system headends, satellite distribution facilities, or other suitable television distribution facilities. Only one television distribution facility
30 36 is illustrated in FIG. 1 to avoid over-complicating the drawings. For clarity, the invention will be

- 15 -

primarily discussed in connection with the use of one such television distribution facility. Communications path 38 may be any suitable communications path, such as a satellite link, cable, fiber-optic link, telephone
5 link, the Internet, etc.

Each television distribution facility 36 has a number of associated users each of which has user television equipment 40 connected to television distribution facility 36 via one of communications
10 paths 42. Communications paths 42 may be any suitable type of link suitable for supporting television programming and data. For example, if television distribution facility 36 is a cable system, communications paths 42 may be cable. Paths 42 are
15 used to distribute television programming to user television equipment 40. The television signals distributed to user television equipment 40 may be analog or digital or both. Paths 42 are also used to distribute data such as program guide data to user
20 television equipment 40. Data may be distributed using an in-band or out-of-band technique and may use digital or analog techniques. Data may be distributed continuously, periodically, or on-demand. Paths 42 are preferably bidirectional, so that functions such as
25 impulse pay-per-view purchases from the program guide and client-server functions may be supported. When services other than program guide services are provided to the user, data may be provided over paths 42 that relates to such non-program-guide services.

30 As shown in FIG. 1, user television equipment 40 may contain a set-top box 44 connected to an optional videocassette recorder 46 or other recording

- 16 -

device such as a digital video disc (DVD) player with recording capabilities or a digital storage device such as equipment containing a hard disk drive or the like. Set-top box 44 may receive television programming and
5 data from television distribution facility 36 via communications path 42. An interactive television program guide and various non-program-guide applications may be implemented on set-top box 44.

Television programming from television
10 distribution facility 36 and display screens generated by the applications on set-top box 44 may be provided to videocassette recorder 46 using communications path 48, which may be, for example, a cable or wire. Commands may be provided to videocassette recorder 46
15 from set-top box 44 using communications path 50, which may be an infrared link or other suitable communications path.

Videocassette recorder 48 may pass television programming from television distribution facility 36,
20 display screens generated by set-top box 44, or video signals generated by playing a videocassette to television 52 via communications path 54. The user may view television programming and display screens on television 52 and may use television 52 (or an
25 auxiliary audio system) to listen to music channels or other audio programs.

Set-top box 44, videocassette recorder 46, and television 52 may be controlled by remote control
56 or any other suitable user interface such as a
30 mouse, trackball, wireless keyboard, voice recognition system, touchpad, dedicated keys, etc. If desired, other types of user television equipment 40, such as

- 17 -

those based on personal computer televisions (PC/TVS) or advanced television receivers may be used instead of a configuration based on a set-top box. However, for clarity the present invention will be described
5 primarily in connection with a set-top box arrangement. Moreover, different configurations may be used for distributing data to user television equipment 40 such as configurations in which program listings and other information may be distributed to user television
10 equipment 40 without passing through television distribution facility 36 using paths that are separate from communications paths 42. For clarity, the present invention will be described primarily in connection with the illustrative data distribution arrangement
15 shown in FIG. 1.

Television distribution facility 36 may contain a video server 58 to support video-on-demand applications. With such applications, videos that are stored on video server 58 may be requested by users at
20 user television equipment 40. The videos may then be played back to the users over communications paths 42. A server 59 that is separate from or integrated with server 58 may also be provided if it is desired to implement applications such as the program guide
25 application using a client-server architecture.

Applications such as program guide applications and non-program-guide applications may be implemented on any suitable platform. One suitable platform is user television equipment 40, which may be
30 based on a set-top box or a device that incorporates set-top box functions such as an advanced digital television receiver, etc. Another suitable platform

- 18 -

involves a client-server architecture based on a server 59 and user television equipment 40. Server 59 may be located at television distribution facility 36 or at another location remote from user television equipment 5 40. Server 59 operates in cooperation with user television equipment 40. In client-server arrangements, program guide data may be maintained in a database on server 59 and may be delivered to user television equipment 40 on demand. The program guide 10 data maintained at server 59 may be distributed to server 59 for its database from program guide database 32 via communications link 38.

With client-server arrangements, interactive program guides and other applications that are 15 implemented on the platform are partially implemented on user television equipment 40 and are partially implemented on server 59, rather than being implemented entirely on user television equipment 40. For example, program guide functions related to displaying menu 20 screens may be implemented at user television equipment 40, whereas functions related to maintaining a program guide database at television distribution facility 36 may be implemented using server 59 and functions related to video-on-demand features may be implemented 25 using server 58.

Web browser applications on set-top box 44 may allow the user to access the Internet 60. The Internet 60 may be either accessed directly (e.g., via a modem link) or via television distribution facility 30 36 (using, e.g., a cable modem link), as shown in FIG. 1. Other facilities and services that may be accessed directly or via television distribution facility 36

- 19 -

include banking services (using banking facility 62),
shopping services (using fulfillment facility 64),
wagering or gaming services (using gaming facility 66),
and information and other services (using data facility
5 68).

As shown in FIG. 2, the program guide application 70 may have an associated program guide application program interface (API) 72, that allows program guide application 70 to serve as a portal for
10 non-program-guide applications such as audio-on-demand application 74, video-on-demand application 76, home banking application 78, home shopping application 80, enhanced television application 82, Internet web browser application 84, data services application 86,
15 electronic mail application 88, and gaming services application 90. A program guide system in which a program guide API is used is described in Ellis et al. U.S. patent application Serial No. 09/145,232, which is hereby incorporated by reference herein in its
20 entirety. Although depicted as being a part of program guide application 70 for purposes of illustration, program guide API 72 may be considered to be either a part of program guide application 70 or separate from application 70 yet associated with application 70.
25 Program guide API 72 may be implemented partially on user television equipment 40 and partially on a server such as server 59 or may be implemented on user television equipment 40. For clarity, the functions of program guide API 72 will be described primarily in the
30 context of arrangements in which program guide API 72 is implemented on user television equipment 40.

- 20 -

Moreover, although API 72 is primarily described herein as being associated with program guide application 70, the principles of the present invention also apply to systems in which application program
5 interfaces are associated with other applications. For specificity and clarity the present invention is described primarily in the context of a program guide API. This is, however, merely illustrative.

In accordance with the present invention, use
10 of program guide API 72 helps ensure that all access to applications other than the program guide application is made through the program guide. This assures that there is essentially only one user interface for the user to master. The user need not attempt to learn
15 multiple user navigation paradigms or become familiar with dissimilar data presentation formats. The user need only become familiar with a single user interface.

Program guide API 72 has functions that allow the non-program-guide applications to access platform
20 resources 92 such as on-screen display features (colors, fonts, etc.), remote control keys (key assignments and the like), front panel resources (which determine, e.g., the functions assigned to various dedicated buttons on user television equipment 40),
25 communications channel resources (e.g., features related to how set-top box 22 sends and receives data), and server resources.

Program guide API 72 also has functions that allow applications to make use of program guide
30 resources 94 such as tuning (how to change set-top box channels), parental control (features related to placing a password lock on certain channels or

- 21 -

programs), favorites (e.g., user-designated favorite channels), user profiles (e.g., favorites and settings profiles for various users of a program guide on a given set-top box), drawing functions, highlighting and
5 on-screen navigation, database access (e.g., to a database of program guide information stored in memory in set-top box 44 and periodically or continually supplied with program guide data from program guide database 32 of main facility 34), purchasing functions
10 (e.g., for impulse ordering pay-per-view events), options on program guide display screens, etc.

Because the functions of program guide API 72 help coordinate access of non-program guide applications to platform resources 92 and program guide
15 resources 94, resource contention may be eliminated and the amount of code and data required by each application may be reduced. A common user interface across applications may also be assured. As shown in FIG. 3, non-program guide application No. 1 and non-
20 program guide application No. 2 may have an overlap in features 96. The shared code and data represented by overlap 96 are typically resident in memory in set-top box 44. Overlap 96 represents a savings in the overhead associated with implementing these features on
25 set-top box 44.

One example of using program guide application 70 to perform certain non-program-guide application functions involves the function of changing the channel to which set-top box 44 is tuned. Steps
30 involved in this process are illustrated in FIG. 4. At step 98, the user is provided with an opportunity to request a channel change by one of the non-program-

- 22 -

guide applications. The non-program guide application may also initiate a channel change (e.g., to direct a tuner to tune to an appropriate channel to collect data). After the user requests a channel change or the
5 non-program-guide application initiates a channel change, program guide application 70 is used to change channels at step 100. As program guide application 70 changes the channel, it ensures that program guide features such as parental control, favorite channels,
10 and authorization and purchasing features are consistently applied. This helps to ensure that a consistent user interface is maintained, because each of these features may operate nearly identically in each of the non-program-guide applications and in
15 program guide application 70.

The program guide system of the present invention maintains a consistent user interface using program guide application 70 to perform certain non-program-guide application functions. Steps involved in
20 maintaining a consistent user interface are shown in FIG. 5. At step 102, program guide application 70 provides access to non-program-guide applications. After a user launches a non-program guide application or a non-program guide application is otherwise
25 invoked, program guide application 70 maintains a consistent user interface during operation of program guide application 70 and any non-program guide applications at step 104.

As shown in FIG. 5, the task of maintaining a
30 consistent user interface at step 104 partly involves coordinating access to platform resources at substep 106 and partly involves providing non-program guide

- 23 -

applications with access to program guide resources at substep 108. An example of step 108 is when the user needs to change channels on set-top box 44 using a non-program guide application. The program guide

5 application coordinates access to the program guide tuning function, which ensures that parental control, favorite channels, and authorization and purchasing functions are consistent for all non-program-guide applications.

10 Another aspect of the task of maintaining a consistent user interface is the step of using program guide application 70 to ensure that all significant access of the user to non-program-guide applications is made through program guide application 70 (step 110).

15 Step 110 may involve, for example, the step of only allowing access to those non-program-guide applications that use program guide resources to a significant extent or at least have operating characteristics equivalent to those normally provided by program guide
20 application 70. Step 110 may also involve the task of providing certain functions in program guide application 70 that might nominally be provided in a non-program-guide application.

A typical non-program-guide application might
25 be a shopping application. The shopping application might need to display lists of available products. Step 108 would then involve using a program guide graphics routine that is adept at drawing boxes, tables, and the like for the program guide application
30 to display the list of available products for the shopping application. Because the program guide graphics routine is the same as that used by the

- 24 -

program guide application, the user may be presented with a consistent user display interface (i.e., the lists of products in the shopping application program look much the same as the lists of listings in the
5 program guide).

To avoid use of non-program-guide applications with inconsistent user interfaces, step 110 may involve configuring or using program guide application 70 to ensure that non-program-guide
10 applications with such inconsistent user interfaces may not be readily accessed by the user.

The integration of non-program-guide application features into the program guide application to provide the user with a consistent user interface
15 may be accomplished in a number of ways. For example, icons may be provided on certain program guide display screens that allow the user to launch non-program guide applications from deep within the program guide. Non-program guide applications may also be integrated
20 directly into the program guide. Other program guide features that promote consistency of the user interface may include providing hot links to non-program guide applications from within the program guide application. These and other features that promote consistency and
25 create the impression that the user is using one integrated system rather than a collection of disparate applications are described in more detail below.

Some non-program-guide applications may be used to provide an interactive component associated
30 with programming on an otherwise passive audio or video channel. Interactive non-program-guide applications of this type may be delivered to set-top box 44 along with

- 25 -

the audio and video programming being distributed by television distribution facility 36. Program guide application 70 may provide indicators such as icons on certain program guide display screens (whether full
5 screen display screens or partial screen overlay display screens) to indicate that the interactive component is available. For example, icons 112 may be provided adjacent to certain program listings 114 on program guide display screen 116 within program guide
10 application 70, as shown in FIG. 6. Program guide display screen 116 is a program listings screen, but any suitable program guide display screen may be provided with icons 112 or any other suitable indicators of interactive content.

15 If desired, an indicator may be displayed as an overlay on a program by itself, as illustrated by icon 118 of FIG. 7, which is displayed as an overlay on top of shopping channel 120 to indicate that the shopping channel has an interactive component
20 available.

Indicators such as those of FIGS. 6 and 7 may alert the user to the type of interactive content that is available. For example, if the interactive content relates to purchasing a product, the indicator may be
25 an icon of money or a cash register. If the interactive content relates to viewing a web site, the indicator may be a icon representative of the Internet. These indicators are merely illustrative. Any suitable indicator or icon may be provided to indicate the
30 presence of interactive content if desired.

Indicators or other information about which programs have interactive components may be distributed

- 26 -

to the program guide application as part of the television programs with which the interactive components are associated. For example, information on an interactive component associated with a given
5 program may be provided on a sideband of the channel that carries the program or, in digital system, may be provided as part of a digital stream that includes the program. Alternatively, indicators may be distributed to the program guide application as part of a data
10 stream (e.g., the stream of program guide data provided to set-top box 44 from main facility 34 via television distribution facility 36.) If desired, the indicator may be incorporated into the program guide application prior to loading the application onto set-top box 44.

15 FIG. 8 shows steps involved in using an indicator in the program guide application to indicate to the user that there is interactive content available to the user. The various distribution techniques that may be used to provide the indicator to the program
20 guide are shown at step 122. After the indicator has been provided to the program guide in step 122, the program guide application displays the indicator on a program guide display screen such as a television program listings screen, on another suitable display
25 screen generated by program guide application 70, or directly on top of a television program as an overlay at step 124. The program guide also provides the user with an opportunity to launch the application associated with the indicator at step 124.

30 The program guide application may allow the user to launch the interactive component by pressing a key on remote control 56 (FIG. 1). For example, remote

- 27 -

control 56 may have a dedicated "launch" key 128 as shown in FIG. 9 that causes the program guide application to launch any interactive component associated with the current program when pressed by the user. If there is an indicator (e.g., an icon) associated with a given program or listing when the user presses launch, the program guide invokes the interactive component associated with that indicator. If there is an interactive component associated with a given program or listing, but no icon or other indicator present, the program guide may still invoke the interactive component associated with the given program or listing. For example, as shown in FIG. 10, when the user is viewing video for a program 160, the user may press launch key 128 to direct the program guide to display the interactive component or components that are associated with the video for the program (shown as interactive component(s) 162).

Alternatively, when the user tunes to a given program, the program guide may present an on-screen option to launch the interactive component (along with any available information about that component). This is shown in FIG. 11. In the example of FIG. 11, the user tunes to the shopping channel 164, which causes the program guide to display text box 166 instructing the user to press launch to invoke the home shopping application. If the user presses launch, the program guide launches the home shopping application. As shown on the lower display screen in FIG. 11, the home shopping application may display a home shopping overlay 168 on top of the current channel 164. Overlay 168 may contain a description of a product that is

- 28 -

being promoted on shopping channel 164 and a highlight 170 that may be positioned by the user to select from various options. The illustrative options shown in overlay 168 include purchase option 172, which allows
5 the user to initiate a sequence of purchase screens, and information option 174, which allows the user to request additional information (either electronic or printed) for merchandise such as the product currently being promoted on shopping channel 164.

10 If desired, information indicating that an interactive component is available may be presented to the user after the user requests information on a program or listing. For example, as shown in FIG. 12a, if the user is watching a television program on channel
15 7, the user may press a remote control info key to obtain more information. When the program guide senses that the info key has been pressed, the program guide may display information for the current program in, for example, an overlay such as information window 138.
20 The program guide also provides an on-screen option to launch an interactive component that is associated with the current program such as on-screen option 140. In the example of FIG. 12a, the interactive content associated with the current channel is provided by a
25 web browser application. When the user presses launch, the program guide launches the web browser application and directs the web browser to retrieve a web page 142. The web page may be associated with the current program (i.e., the program that was being displayed on channel
30 7 when the user pressed the info key.)

The user may also launch an interactive component using a overlay window or other on-screen

- 29 -

option region as shown in FIG. 12b. Initially, the user may be watching a particular television program on television display 143. The user may press an OK key on a remote control or other suitable remote control
5 button or may use any other suitable technique to activate an option region 145. Option region 145 may contain options 147 for performing program guide functions such as setting reminders and setting parental controls. Option region 145 may also contain
10 options such as options 149 and 151 for launching interactive components. If the user highlights and selects an option, the associated interactive component may be launched and directed to perform a function associated with the current television program. For
15 example, if the user selects launch web browser option 149, the web browser may be launched and directed to retrieve a web page 153 associated with the current program.

If desired, the user may launch an e-mail
20 application in this way by selecting launch e-mail option 151. The e-mail application can be launched with a preloaded address that is associated with the current program. Further features of an illustrative e-mail messaging system are described in McKissick et
25 al. U.S. patent application Serial No. _____, filed concurrently herewith (Attorney Docket No. UV-128), which is hereby incorporated by reference herein in its entirety.

A user may launch an application from an
30 information screen associated with a program or channel or the like. Systems that allow a user to launch applications from information screens are described in

- 30 -

Rudnick et al. U.S. patent application Serial No. _____, filed concurrently herewith (Attorney Docket No. UV-113), which is hereby incorporated by reference herein in its entirety.

5 An indicator or icon or a message such as "if you have interactive television you may press your launch button" may be displayed by the program guide when desired to inform the user that interactive components are available. When there is a single
10 indicator such as an icon overlaid on top of a given program, the program guide launches the non-program-guide application associated with that icon when the user presses launch. When there are several icons displayed on a given screen such as in the arrangement
15 of FIG. 6, the user may first select a given program listing (e.g., using a highlight region such as highlight region 115 in FIG. 6 or other suitable arrangement). If a highlight region is used, arrow keys 130 (FIG. 9) may be used to move the highlight
20 region to the desired program listing before the user presses the launch key. An "OK" key 132 (FIG. 9) may be used to perform typical program guide functions such as selecting a listing when it is desired to tune to the program for that listing. Pressing launch button
25 128 (FIG. 9) after a program listing has been highlighted or otherwise selected causes the program guide to launch the non-program-application that is associated with the icon or other indicator for the listing. The step of launching the non-program-guide
30 application is shown as step 126 in FIG. 8.

Non-program-guide applications and other interactive content may be incorporated directly into

- 31 -

the program listings provided by the program guide application. As shown in FIG. 13, for example, when the program guide is displaying sports program listings on a display screen such as sports listings display screen 176, the program guide may display an option such as option 178 on display screen 176 that allows the user to launch a web browser application to view various sports-related web pages. In the FIG. 13 example, both the program listings and the option to invoke the non-program-guide application are related to a specific type of content (sports).

Another example is shown in FIG. 14. In this example the program guide displays a program guide display screen 180 containing various movie program listings 182. Options 184 and 186 to launch non-program-guide applications are embedded directly in movie program listings 182. The user may select one of options 184 and 186 to launch an application or may select one of program listings 182 to tune to the channel associated with that listing by positioning highlight region 188 or another suitable indicator on top of the desired entry using arrow keys 130 and by pressing OK key 132. Integrating options to launch non-program-guide applications directly into the program listings provided by the program guide application helps create a seamless user interface and encourages users to use the non-program-guide applications.

Another approach for integrating options to launch non-program-guide applications with program listings is shown in FIG. 15. In the FIG. 15 example, the program guide displays options 190 and 192 for

- 32 -

invoking a non-program guide application (i.e., a web browser application) immediately adjacent to the titles 194 and 196, respectively, of related program listings.

Many video-on-demand functions may be
5 provided by a video-on-demand application that is substantially separate from the program guide such as video-on-demand application 76 in FIG. 2. In order for the user to have ready access to video-on-demand programming from within the program guide it is
10 necessary to provide access to video-on-demand programs from within program guide program listings screens and other program guide display screens provided by the program guide. An illustrative program guide display screen 198 that contains video-on-demand program
15 listings 200 is shown in FIG. 16. The user may select a given one of the displayed program listings 200 using a suitable indicator such as highlight region 202. Selecting a given video-on-demand program listing causes the program guide to launch video-on-demand
20 application 76 (FIG. 2) and to direct video-on-demand application 76 to retrieve and play the video-on-demand program associated with the selected program listing for the user. The videos being played for the user may be distributed to user television equipment 40 from
25 server 58 using any suitable technique.

The program listings data needed by the program guide to display video-on-demand program listings may be provided to the program guide application from program guide database 32 (FIG. 1) or
30 from video-on-demand application 76 (implemented using video server 58). In the example of FIG. 16, program guide display screen 198 is dedicated to video-on-

- 33 -

demand listings. If desired, video-on-demand program listings may be integrated into program guide display screens that contain both video-on-demand program listings and program listings other than video-on-

5 demand program listings, as shown in FIG. 17a. Program guide display screen 204 contains program listings for program listings 206 and 208 that are on non-video-on-demand channels. Program guide display screen 204 also contains program listing 210 for a video-on-demand

10 program. The user may scroll up and down through the program listings of screen 204 as indicated by arrows 212. The user may select a given program listing using an indicator such as highlight region 214. When the user presses OK key 132 (FIG. 9), the program guide

15 launches video-on-demand application 76 (FIG. 2) and directs video-on-demand application 76 to provide the movie (Terminator 2 in the example of FIG. 17a) for the selected video-on-demand listing.

Another suitable format in which video-on-

20 demand listings may be incorporated into a program guide display screen displayed by the interactive television program guide application involves a two-dimensional list or grid (hereinafter collectively referred to as a grid) of program listings, as shown in

25 FIG. 17b. In the example of FIG. 17b, programs 3 and 4 are video-on-demand programs and may be ordered, for example, by positioning a highlight region on top of the desired selection and pressing a remote control "OK" button.

30 Program guide display screen 204 of FIG. 17a contains program listings in the "movies" category. Category-specific display screens such as screen 204

- 34 -

may be requested from a program guide menu such as select themes menu 216 of FIG. 18. The user may select a desired theme using highlight region 218. As shown in FIG. 8, some of the themes may include video-on-

5 demand content. For example, selecting video-on-demand option 220 directs the program guide to display a program guide display screen such as display screen 198 of FIG. 16. Selecting comedy video-on-demand option

10 222 from menu 216 directs program guide application 70 to display a similar display screen, but only containing video-on-demand program listings related to comedy. Similarly, selecting movies video-on-demand option 224 directs the program guide to display video-on-demand program listings related to movies. If

15 desired, theme-specific video-on-demand options may be incorporated in other program guide display screens such as display screens used for selecting various program category sort options. Video-on-demand program listings may be incorporated on any suitable program

20 guide display screen, including program listings grids, time and channel based listings screens, and flip and browse displays. Various arrangements for incorporating video-on-demand program listings into such displays are described in Ellis U.S. patent

25 application Serial No. 09/262,870, filed March 4, 1999, which is hereby incorporated by reference herein in its entirety.

Other interactive content may be handled similarly to video-on-demand content. As shown in FIG.

30 19a, audio-on-demand listings 226 (e.g., karaoke listings) may be displayed on program guide display screen 228 by program guide application 70. Selecting

- 35 -

a given audio-on-demand program listing directs program
guide application 70 to launch audio-on-demand
application 74 (FIG. 2) and directs the audio-on-demand
application to play the audio track for the selected
5 listing. As shown in FIG. 19b, data services may be
treated similarly. In the example of FIG. 19b, stock
ticker 230 may be displayed by the program guide as an
overlay on top of screen 232, which may contain video
for a television program, program listings, or other
10 suitable program guide display screen content.

Content from a non-program-guide application
may be embedded into a display screen generated by
another non-program-guide application or may be
embedded into a program guide display screen. For
15 example, web content may be embedded into a program
guide display screen provided by the program guide, as
shown in FIG. 20. In the example of FIG. 20, the
program guide has displayed program guide display
screen 380. Program guide display screen 380 contains
20 program listings 382. The user may position highlight
region 384 using remote control arrow keys. When the
user has highlighted a desired program listing, the
user may press an OK key on the remote control, which
causes web content supplied by an Internet application
25 (e.g., a web browser) to be displayed in window 386.

The arrangement of FIG. 20 is illustrative.
If desired, other program guide display screens may be
provided with embedded content from non-program-guide
applications. For example, such content may be
30 embedded in a menu screen, settings screen, parental
control screen, set reminders screen, pay-per-view
ordering screen, program listings screens such as by

- 36 -

time, by channel, and by genre listings screens, etc. Moreover, content from one non-program-guide application (such as an Internet browser application) may be embedded into the display screen of another non-
5 program-guide application (such as the display screen of a home shopping application).

The program guide may also incorporate listings with related web content in the program guide display screens. Selecting such a program listing from
10 a display screen may direct program guide application 70 to launch Internet web browser application 84 (FIG. 2) and may direct Web browser application 84 to retrieve the related web content. Content related to other applications such as shopping application 80
15 (FIG. 2), gaming services application 90, etc. may be handled in a similar manner.

As shown in FIG. 21a, if there are several interactive components associated with a given program, the program guide may display these in the form of pop-
20 up menus or other suitable displays when the user presses launch. In the example of FIG. 21a, when the user presses launch, the program guide displays pop-up menu 144. Pop-up menu 144 contains a highlight region 146 that may be positioned on any of the entries in
25 pop-up menu 144 by the user (by using remote control 56). The program guide will launch the corresponding application once the user makes a selection from pop-up menu 144.

When non-program guide applications are
30 launched, using pop-up menu 144 or any other suitable launching arrangement, it may be desired for the program guide to direct the invoked non-program-guide

- 37 -

application to take an action related to certain content in the program guide or related to the state of set-top box 44. For example, it may be desired to direct an invoked non-program-guide application to take
5 some action based on which television program is currently being displayed by set-top box 44 or based on which program listing or menu item is highlighted within the program guide. This type of interconnection between the program guide and the non-program-guide
10 application may be accomplished using hot links.

Hot linking involves invoking a non-program-guide application with information for use by the application such as a web site address, e-mail address, program title, or other information that has been
15 preselected based on the current content of the program guide or status of set-top box 44. For example, a user may be watching a program, viewing a program listing, viewing the description of a program, etc. or taking other action within the program guide related to a
20 given program, program listing, program description, type of program (e.g., comedy, sports, etc.), channel, channel listing, channel description, type of channel (e.g., sports, comedy, weather, pay-per-view, premium, etc.), programming package, package listing, package
25 description, package type (time block package, premium services package, comedy, movies, etc.) or the like. If the user activates the hot link, an associated non-program-guide application may be launched and directed to take an action related to the content of the program
30 guide (i.e., an action related to the program, listing, description, etc. that the user is viewing). Examples of the different states of the set-top box that may

- 38 -

influence what type of action is taken during hot linking include whether the modem is or is not in use, whether the keyboard is enabled or not, whether memory is available or not, etc. If the non-program guide application requires the use of the modem, the non-program-guide application may not be launched unless the modem is not in use. If the non-program-guide application requires the use of a keyboard (e.g., for e-mail or chat), the non-program-guide application may not be launched unless the keyboard has been enabled. If the non-program-guide application requires certain memory resources, that application may only be launched if there is sufficient memory available.

Hot links may be activated by dedicated buttons, the launch button, menu options, or any other suitable technique. For example, remote control 56 may be provided with a dedicated web browser button such as Internet button 154, a dedicated e-mail button 156, a dedicated shopping button 158 and similar buttons associated with other non-program-guide applications, as shown in FIG. 9. When the user presses Internet button 154 while watching a given television program, the program guide launches the web browser and may direct the web browser to retrieve a web page related to the program or current channel. When the user presses e-mail button 156, the program guide launches the e-mail program and directs the e-mail program to set up an e-mail message to a character in the program, a fan club, or other message recipient associated with the program or channel. When the user presses shopping channel button 158, the program guide launches a shopping application and directs the program guide to

- 39 -

preselect merchandise related to the program or channel.

The example of FIG. 21a illustrates the use of hot links. If the viewer selects web browser option 5 148, the program guide may launch a web browser application and may direct the web browser to locate a web page related to the current program being displayed. The address of the web page may be incorporated into a database maintained by the program 10 guide on set-top box 44, may be transmitted to the program guide with the program itself, or may be provided to the program guide by any other suitable technique. If the user selects option 150, the program guide may launch e-mail application 150 and may direct 15 the e-mail application to initiate a message to, for example, a particular cast member of the current program or to the fan club for the current program. If the user selects option 152, the program guide may launch a home shopping application and may direct the 20 home shopping application to preselect or present merchandise that is related to the current program or channel.

Another example is shown in FIG. 21b. As shown in the upper portion of FIG. 21b, the user may 25 initially be watching television program 390. A message 392 may be displayed indicating the availability of a hot link to a chat session related to the current television program. When the user presses launch or otherwise invokes a chat application, the 30 chat application may display a chat session related to the current television program in display region 394. The video for the current television program may be

- 40 -

displayed in window 396. A chat application may be linked to a program, a program listing for a program, a description of a program, a type of program, a channel, a channel listing, a description of a channel, a type
5 of channel, etc.

Steps involved in using illustrative hot link arrangements are shown in FIGS. 22-24. FIG. 22 illustrates how a hot link to an application (e.g., a web browser, chat application, etc.) may be provided.
10 Initially, the user is watching a television program or viewing a listing or a description for a program or channel. The program guide may then provide the user with an opportunity to launch the application (e.g., the web browser, chat application, etc.) at step 234.
15 If the user opts to launch the application, the program guide may launch the application at step 236 while directing the program guide to perform a function related to the current program, program listing for a given program, program description for a given program,
20 type of program, channel, channel listing, channel description, or type of channel, etc. For example, if the application is a web browser, the web browser may be directed to retrieve a web page related to the program that the user was watching or the program for
25 which the user was viewing a listing or description. The program guide application may direct the web browser to retrieve a particular web page by providing the web browser with a web address that was incorporated into the database of the program guide
30 application, was transmitted with the program, or was otherwise provided. If the application is a chat application, the program guide application may direct

- 41 -

the chat application to initiate a chat session on the current program or channel, a chat session related to the selected program listing or channel listing, or a chat session related to the selected description. At
5 step 238, the application performs a function related to the program, channel, program listing, channel listings, program description, or channel description, etc. For example, if the application is a browser, the browser may retrieve web pages related to the program.
10 If the application is a chat application, the chat application may initiate a chat session on the current program.

FIG. 23 illustrates how a hot link to an e-mail messaging feature may be provided. Initially, the
15 user is watching a television program or viewing a listing or a description for a program. The program guide may then provide the user with an opportunity to launch an e-mail application at step 240. If the user opts to launch the e-mail application, the program
20 guide may launch the e-mail application at step 242. At step 244, the user may be provided with an opportunity to send an e-mail message to a cast member, fan club, or other recipient related to the program that the user was watching or for which the user was
25 viewing a listing or description. Further features of an illustrative television e-mail messaging system are described in the above-mentioned McKissick et al. U.S. patent application Serial No. _____, filed concurrently herewith (Attorney Docket No. UV-128). A
30 user may similarly be provided with an opportunity to join a chat group related to the current program. Further features of an illustrative television chat

- 42 -

system are described in DeWeese et al. U.S. patent application Serial No. _____, filed concurrently herewith (Attorney Docket No. UV-101), which is hereby incorporated by reference herein in its entirety.

5 FIG. 24 illustrates how a hot link to a home shopping feature may be provided. Initially, the user is watching a television program or viewing a listing or a description for a program. The program guide may then provide the user with an opportunity to launch a
10 home shopping application at step 246. If the user opts to launch the home shopping application, the program guide may launch the home shopping application at step 248. At step 250, the program guide may automatically select a product or products available
15 with the home shopping application that are related to the program that the user was watching or for which the user was viewing a listing or description. For example, the program guide may display graphic images of the available products on the user's display screen.
20 In this way, the program guide may present products related to the program that the user was watching.

 As shown in FIG. 25a, the program guide application may provide the user with opportunities to set certain applications as favorites. For example,
25 the user may position highlight region 252 or other suitable indicator on top of one of applications 254 and press "fav" key 256 (FIG. 9) or otherwise indicate selection of the highlighted entry. The program guide may mark those applications that have been selected as
30 favorites with indicators such as favorites indicators 258. In the example of FIG. 25a, video-on-demand, home shopping, and e-mail have been set as favorites.

- 43 -

Setting certain applications as favorites enhances the ability of the program guide to provide access to these applications. For example, the user may direct the program guide to display a list of the user's favorite
5 applications. Only those applications that have been set as favorites are displayed as shown in FIG. 25b. In addition, when the user turns a "favorites mode" on and is viewing a list of applications, the program guide may control the display of a highlight region or
10 other indicator so that only favorite applications may be highlighted or otherwise brought to the attention of the user. Any favorites display mode suitable for displaying program listings information may generally be used by the program guide to display favorite
15 applications. A favorite application may be deselected as a favorite by highlighting the application and pressing favorite key 256 or using any other suitable deselection technique.

The program guide may lock certain
20 applications using a parental control feature. The user must then provide a previously-selected parental control password (or use an equivalent parental control authorization technique) to unlock any locked applications before the locked applications may be
25 invoked by the program guide or by the user. When an attempt is made to invoke a locked application, the user is provided with an opportunity to enter the password. If the correct password is provided, the locked application may be unlocked and invoked. The
30 user may lock a given application by highlighting the application in a list of applications (e.g., on a program guide display screen such as shown in FIG. 25a)

- 44 -

and by pressing lock key 260 (FIG. 9) or otherwise selecting the application. In the example of FIG. 25a, the applications video-on-demand and banking have been locked, as indicated by lock icons 262. Favorites indicators 258 and lock icons 262 are merely
5 illustrative. Any suitable indicators may be used to mark which applications are favorites or are locked. As shown in FIG. 25c, when the user attempts to invoke a parentally-controlled application, the program guide
10 provides the user with an opportunity to enter the parental control password.

The user may also set reminders for the content associated with various non-program guide applications. For example, a non-program guide
15 application such as a home shopping application may present the user with a display screen of listings for upcoming events. As shown in FIG. 25d, a home shopping application may present a screen 330 of listings 332 of scheduled upcoming segments. The user may move a
20 highlight region such as highlight region 328 on top of a desired segment and may press a suitable remote control key such as an OK key to select that segment. The home shopping application may then present a prompt asking the user whether the user would like to set a
25 reminder for the selected segment. If the user answers affirmatively, the home shopping application (or the program guide or other suitable system component) may set a reminder for the selected segment. An icon such as reminders icon 336 may be displayed adjacent to the
30 listings for those segments for which reminders have been set. Just before the scheduled broadcast time of this segment, a reminder may be displayed on the user's

- 45 -

television that reminds the user of the upcoming segment. Schedule information for the home shopping segments may be provided as part of a program listings database or as separate data.

5 If desired, the user may set a reminder for a segment or subject that is not yet scheduled for a particular time. Just before the segment is broadcast, a reminder may be displayed on the user's television that reminds the user of the segment.

10 The content for which the reminder is set is may be content that is provided by the application (e.g., home shopping information displayed by the home shopping application), may be content from one application that is embedded into another application
15 (e.g., a web page embedded into a home shopping application), or may be content that the application assists the user in locating and using (e.g., home shopping video segments).

 Other applications may also have associated
20 content for which reminders may be set. For example, the user may set reminders for particular contests or races (e.g., by selecting a desired contest or race from a screen in which various contests and races are listed by a gaming service application). As another
25 example, the user may also set reminders for certain web events or for web-based or cable-system-based chat sessions.

 Program guide application 70 may allow a non-program-guide application to use the purchase
30 mechanisms (e.g., authorization procedures, etc.) of program guide application 70, including use of a purchase code or password. This allows parents to

- 46 -

control what children in a household may purchase. As shown in FIG. 26, when such purchase mechanisms are shared between program guide application 70 and video-on-demand application 76 (for example), there is an overlap 264 associated with the shared purchasing features in addition to overlap 266 associated with other shared features between these applications. Features associated with the overlap may include purchasing screen features, purchase code features, credit card order features, shipping address features, billing address features, etc.

FIG. 27 shows steps involved in allowing one application (such as program guide application 70) to run in the background while another application is running in the foreground. At step 268 the background application may check for events that may require immediate attention. For example, the background application may handle data collection tasks, as indicated by data collection input 270. The background application may also handle tasks associated with monitoring user actions, such as pressing a key on remote control 56 (FIG. 9) that the background application is monitoring. When the background application is a program guide application, the keys that are monitored may include keys such as guide key 271, which is used to invoke and exit program guide listings screens provided by the program guide application, as indicated by user key presses input 272. The background application may also monitor user-selected actions. When the background application is a program guide application, such user-selected actions may include program reminders (shown as reminders input

- 47 -

274), timers (shown as timers input 276), and recordings scheduled to be recorded with the videocassette recorder (shown as VCR recordings scheduled by user input 278).

5 If an event that requires immediate attention is detected corresponding to one of inputs 270, 272, 274, 276, or 278 or other such inputs, the background application may interrupt the foreground application by terminating or suspending the foreground application
10 (or by asking that application to terminate or suspend itself) at step 280. When the foreground application has been suspended, the background application may display a message to the user at step 282 asking whether the detected event should take place or whether
15 operation of the foreground application should be resumed.

 An illustrative example is shown in FIG. 28. In the example of FIG. 28, a web browser application is running in the foreground and a program guide with
20 which program reminders have been set is running in the background. As shown in screen 314, just before the scheduled broadcast time of the program for which the reminder was set, the operation of web browser 316 may be suspended and a reminders display 318 overlaid on
25 top of web browser 316. Reminders display 318 contains information on the programs for which the reminder was set such as the title of the program. If the user decides to watch the program, the user may select tune option 320. Selecting tune option 320 directs the
30 system to terminate operation of web browser 316 and to tune to the channel 322 for the selected program. If the user decides to ignore the reminder, the user may

- 48 -

select hide reminders option 324. Selecting hide reminders option 324 directs the program guide to hide reminders display 318 and to remain in the background. The foreground application (the web browser) resumes
5 operation as shown in screen 326.

Program guide application 70 may provide options in various program guide menus that allow the user to launch non-program guide applications directly from such menus. An illustrative program guide menu
10 295 is shown in FIG. 29a that contains program listings option 296 for viewing program guide display screens containing program listings (shown as being selected by highlight region 298), video-on-demand option 300 for
15 launching a video-on-demand application, home shopping option 302 for launching a home shopping application, and e-mail option 304 for launching an e-mail
application. The non-program-guide applications shown in FIG. 30 are merely illustrative. Any suitable non-program-guide application may be launched from a
20 program guide menu screen if desired.

As shown in FIG. 29b, program guide application 70 may provide a setup menu screen 306. If the user selects option 308, the user is presented with program guide setup options that allow the user to
25 customize various features of the program guide. If the user selects one of options 310, an associated non-program-guide application is launched and is directed to present its setup screen to the user. For example,
if the user selects option 310a (e-mail setup), an
30 associated e-mail application is launched and the user is taken to a setup screen 312 within the e-mail application. The setup example of FIG. 29b is merely

- 49 -

illustrative. If desired, the launched application may be directed to provide any suitable screen or function when it is launched.

An application program interface may provide authentication features to help control access to application resources. Illustrative steps involved in coordinating resource access are shown in FIG. 30. At step 342, an application sends a message to the application program interface requesting that the resources of the application be registered with the application program interface. At step 344, other applications may attempt to access the registered resources. If no authentication is required by the registered application, the requested resources may be shared at step 346.

If desired, requesting applications may need to be authenticated and may need to have their access rights to certain resources checked. As shown in FIG. 31, a requesting application may request access to the resources of another application at step 348. At step 350, the application program interface authenticates the request. This may be done, for example, by checking a password provided by the requesting application against a previously established password or by checking whether the requested application is on a list of approved applications. Step 350 may also involve determining whether the requesting application has sufficient access rights to access the requested resources. If the requesting application passes the tests of step 350, the requesting application may access the desired resources of the other application at step 352.

- 50 -

The application program interface of the present invention may coordinate the activities of program guide applications and non-program-guide applications that reside at locations other than the user's user television equipment. For example, as shown in FIG. 32, an application such as home shopping application 354 may be located on a server 356 that is connected to user television equipment 358 via the Internet 360 or other such suitable data network or via the Internet 360 and television distribution facility 362.

Applications may also be located on a server 364 or other suitable equipment at the television distribution facility. Because server 364 may have fewer memory size constraints than user television equipment 358, relatively more applications may be provided server 364 than may be provided on a single user television equipment device. For example, two different banking applications may be provided on server 364, giving the user a choice as to which application the user prefers.

Applications may also be located on other user television equipment within the user's home. For example, applications may be located on equipment within the home that is connected to the user's user television equipment with an in-home communications path (e.g., a bus or other path, which may form an in-home network). For example, a program guide application 368 may be provided on secondary user television equipment 370 that is connected to user television equipment 358 by communications path 372. Applications located on equipment within the home may

- 51 -

also be connected to the user's television equipment with a communications path that leaves the home, such as a communications path involving a remote server or the like. Further features of in-home network arrangements
5 are described in Ellis et al. U.S. patent application Serial No. _____, filed concurrently herewith (Attorney Docket No. UV-73), which is hereby incorporated by reference herein in its entirety.

All of the applications at locations other
10 than user television equipment 358 may interact with and share resources with non-program guide applications such as web browser application 374 and program guide application 376 that are located on user television equipment 358. Application program interface 378 may
15 help to coordinate access to the various resources in the system. This may be accomplished using any suitable communications protocol. For example, applications located remote from user television equipment 358 may send messages to application program
20 interface 378 requesting access to resources and the like using a protocol such as Hypertext Transfer Protocol (HTTP) or an Internet Protocol (IP).

An example of an in-home arrangement in which multiple applications share resources is an arrangement
25 in which a first program guide is implemented on a first user television equipment device and a second program guide is implemented on second user television equipment. The first and second user television equipment devices may be interconnected using any
30 suitable in-home network or communications paths. A user (e.g., a parent) may adjust parental control settings or other program guide settings using the

- 52 -

first program guide. The adjusted settings are then used by the second program guide. Application program interface 378 (which may be implemented on either the first or second user television equipment device)
5 coordinates access of the first and second program guides to the resources in the system.

Another example of an in-home arrangement in which multiple applications share resources is an arrangement in which a program guide is implemented on
10 one user television equipment device and a home shopping application is implemented on another user television equipment device. The user television equipment devices may be interconnected using any suitable in-home network or communications paths.
15 Application program interface 378 (which may be implemented on either of the user television equipment devices) coordinates access of the program guide and home shopping application to resources in the system (e.g., program guide resources and resources of the
20 user television equipment devices). For example, application program interface 378 may coordinate access to purchasing resources of the program guide that are used by the home shopping application.

The foregoing is merely illustrative of the
25 principles of this invention and various modifications can be made by those skilled in the art without departing from the scope and spirit of the invention.

- 53 -

What is Claimed is:

1. An interactive television program guide system in which an interactive television program guide application is at least partially implemented on user television equipment of a user, comprising:

means for implementing a non-program-guide application that provides an interactive component for television programming;

means for providing a program guide application program interface that allows the interactive television program guide to provide the user with access to the non-program-guide application; and

means for launching the non-program-guide application with the interactive television program guide application when the user desires to access the interactive component.

2. The system defined in claim 1 wherein the means for launching comprises means for displaying an on-screen option on the user television equipment with the interactive television program guide application.

3. The system defined in claim 2 further comprising means for including video-on-demand program listings as part of a program guide display screen displayed on the user television equipment by the interactive television program guide application.

4. The system defined in claim 3 further comprising means for displaying the video-on-demand

- 54 -

program listings in a list of program listings displayed on the user television program guide equipment by the interactive television program guide application.

5. The system defined in claim 2 wherein the means for displaying the on-screen option further comprises means for using the interactive television program guide application to display a menu option on a program guide display screen.

6. The system defined in claim 2 wherein the means for displaying the on-screen option further comprises means for displaying the on-screen option in a program guide display screen containing program listings devoted to a specific type of content with the interactive television program guide application.

7. The system defined in claim 1 wherein the means for launching further comprises means for launching the non-program-guide application with the interactive television program guide application using a hot link.

8. The system defined in claim 7 wherein the hot link relates to a web browser application, the system comprising:

means for launching the web browser application from the interactive television program guide; and

means for directing the web browser application to access a web page with content related

- 55 -

to the content of the interactive television program guide.

9. The system defined in claim 7 wherein the hot link relates to an electronic mail application, the system comprising:

means for launching the electronic mail application from the interactive television program guide; and

means for directing the electronic mail application to address electronic mail to an address related to the content of the interactive television program guide.

10. The system defined in claim 7 wherein the hot link relates to a home shopping application, the system comprising:

means for launching the home shopping application from the interactive television program guide; and

means for directing the home shopping application to present products related to the content of the interactive television program guide.

11. The system defined in claim 7 wherein the hot link relates to a chat application, the system comprising:

means for launching the chat application from the interactive television program guide; and

means for directing the chat application to perform functions based on the content of the interactive television program guide.

- 56 -

12. The system defined in claim 1 wherein the program guide application program interface further comprises means for allowing the user to access the non-program-guide application while maintaining a consistent user interface.

13. The system defined in claim 1 wherein there are a plurality of non-program-guide applications and wherein the program guide application program interface further comprises means for coordinating access to platform resources among the program guide application and the non-program-guide applications.

14. The system defined in claim 1 wherein the interactive television program guide application has a number of program guide resources, wherein there are a plurality of non-program-guide applications and wherein the program guide application program interface further comprises means for providing the non-program-guide applications with access to the program guide resources.

15. The system defined in claim 1 wherein the interactive television program guide is also partially implemented on the server.

16. The system defined in claim 1 wherein the interactive television program guide is implemented only on the user television equipment.

17. The system defined in claim 1 further comprising means for embedding non-program-guide

- 57 -

application content in a program guide display screen provided by the interactive television program guide.

18. A method for using an interactive television program guide system in which an interactive television program guide application is at least partially implemented on user television equipment of a user, comprising:

implementing a non-program-guide application that provides an interactive component for television programming;

providing a program guide application program interface that allows interactive television program guide to provide the user with access to the non-program-guide application; and

launching the non-program-guide application with the interactive television program guide application when the user desires to access the interactive component.

19. The method defined in claim 18 wherein the launching comprises displaying an on-screen option on the user television equipment with the interactive television program guide application.

20. The method defined in claim 19 further comprising including video-on-demand program listings as part of a program guide display screen displayed on the user television equipment by the interactive television program guide application.

- 58 -

21. The method defined in claim 20 further comprising displaying the video-on-demand program listings in a list of program listings displayed on the user television program guide equipment by the interactive television program guide application.

22. The method defined in claim 19 wherein the displaying of the on-screen option further comprises using the interactive television program guide application to display a menu option on a program guide display screen.

23. The method defined in claim 19 wherein the displaying of the on-screen option further comprises displaying the on-screen option in a program guide display screen containing program listings devoted to a specific type of content with the interactive television program guide application.

24. The method defined in claim 18 wherein the launching further comprises launching the non-program-guide application with the interactive television program guide application using a hot link.

25. The method defined in claim 24 wherein the hot link relates to a web browser application, the method further comprising:

 launching the web browser application from the interactive television program guide; and
 directing the web browser application to access a web page with content related to the content of the interactive television program guide.

- 59 -

26. The method defined in claim 24 wherein the hot link relates to an electronic mail application, the method comprising:

launching the electronic mail application from the interactive television program guide; and

directing the electronic mail application to address electronic mail to an address related to the content of the interactive television program guide.

27. The method defined in claim 24 wherein the hot link relates to a home shopping application, the method comprising:

launching the home shopping application from the interactive television program guide; and

directing the home shopping application to present products related to the content of the interactive television program guide.

28. The method defined in claim 24 wherein the hot link relates to a chat application, the method comprising:

launching the chat application from the interactive television program guide; and

directing the chat application to perform functions based on the content of the interactive television program guide.

29. The method defined in claim 18 further comprising using the program guide application program interface to allow the user to access the non-

- 60 -

program-guide application while maintaining a consistent user interface.

30. The method defined in claim 18 wherein there are a plurality of non-program-guide applications and wherein the method further comprises using the program guide application program interface to coordinate access to platform resources by the program guide application and the non-program-guide applications.

31. The method defined in claim 18 wherein the interactive television program guide application has a number of program guide resources, wherein there are a plurality of non-program-guide applications and wherein the method further comprises using the program guide application program interface to provide the non-program-guide applications with access to the program guide resources.

32. The method defined in claim 18 wherein the interactive television program guide is also partially implemented on the server.

33. The method defined in claim 18 wherein the interactive television program guide is implemented only on the user television equipment.

34. The method defined in claim 18 further comprising embedding non-program-guide application content in a program guide display screen provided by the interactive television program guide.

- 61 -

35. An interactive television program guide system comprising:

user television equipment on which an interactive television program guide application and a non-program-guide application that provides an interactive component for television programming are at least partially implemented, the interactive television program guide application having a program guide application program interface that allows the interactive television program guide to provide the user with access to the non-program-guide application, wherein the interactive television program guide application launches the non-program-guide application when the user desires to access the interactive component.

36. The system defined in claim 35 wherein the interactive television program guide application displays an on-screen option on the user television equipment for the user to launch the non-program-guide application.

37. The system defined in claim 36 wherein the interactive television program guide application displays a program guide display screen containing video-on-demand program listings.

38. The system defined in claim 37 wherein the interactive television program guide application displays the video-on-demand program listings in a list

- 62 -

of program listings on the user television program guide equipment.

39. The system defined in claim 36 wherein the interactive television program guide application displays the on-screen option as a menu option on a program guide display screen.

40. The system defined in claim 36 wherein the interactive television program guide application displays the on-screen option in a program guide display screen containing program listings devoted to a specific type of content.

41. The system defined in claim 35 wherein the interactive television program guide application launches the non-program-guide application using a hot link.

42. The system defined in claim 41 wherein:
the hot link relates to a web browser application;

the web browser application is launched from the interactive television program guide; and

the web browser application is directed to access a web page with content related to the content of the interactive television program guide when the web browser application is launched.

43. The system defined in claim 41 wherein:
the hot link relates to an electronic mail application;

- 63 -

the electronic mail application is launched from the interactive television program guide; and

the electronic mail application is directed to address electronic mail to an address related to the content of the interactive television program guide when the electronic mail application is launched.

44. The system defined in claim 41 wherein: the hot link relates to a home shopping application;

the home shopping application is launched from the interactive television program guide; and

the home shopping application is directed to present products related to the interactive television program guide when the home shopping application is launched.

45. The system defined in claim 41 wherein: the hot link relates to a chat application;

the chat application is launched from the interactive television program guide; and

the chat application is directed to perform functions related to the content of the interactive television program guide when the chat application is launched.

46. The system defined in claim 35 wherein the program guide application program interface allows

- 64 -

the user to access the non-program-guide application while maintaining a consistent user interface.

47. The system defined in claim 35 wherein there are a plurality of non-program-guide applications and wherein the program guide application program interface coordinates access to platform resources among the program guide application and the non-program-guide applications.

48. The system defined in claim 35 wherein the interactive television program guide application has a number of program guide resources, wherein there are a plurality of non-program-guide applications, and wherein the program guide application program interface provides the non-program-guide applications with access to the program guide resources.

49. The system defined in claim 35 wherein the interactive television program guide is also partially implemented on the server.

50. The system defined in claim 35 wherein the interactive television program guide is implemented only on the user television equipment.

51. The system defined in claim 35 wherein the interactive television program guide embeds non-program-guide application content in at least one program guide display screen.

- 65 -

52. A system having user television equipment, comprising:

means for implementing a plurality of non-program-guide applications; and

means for providing a user at the user television equipment with an opportunity to select certain ones of the non-program-guide applications as favorites.

53. The system defined in claim 52 further comprising:

means for implementing an interactive television program guide application; and

means for providing a program guide application program interface that allows the interactive television program guide to provide the user with access to the non-program-guide applications.

54. The system defined in claim 52 further comprising:

means for implementing an interactive television program guide application that has a number of program guide resources; and

means for providing a program guide application program interface that allows applications to access the program guide resources.

55. The system defined in claim 52 further comprising:

means for providing a plurality of platform resources; and

- 66 -

means for providing a program guide application program interface that allows applications to access the platform resources.

56. The system defined in claim 52 further comprising means for displaying a list of the certain non-program-guide applications selected by the user in a program guide display screen on the user television equipment.

57. A method for using a system having user television equipment, comprising:
implementing a plurality of non-program-guide applications; and
providing a user at the user television equipment with an opportunity to select certain ones of the non-program-guide applications as favorites.

58. The method defined in claim 57 further comprising:
implementing an interactive television program guide application; and
providing a program guide application program interface that allows the interactive television program guide application to provide the user with access to the non-program-guide applications.

59. The method defined in claim 57 further comprising:
implementing an interactive television program guide application that has a number of program guide resources; and

- 67 -

providing a program guide application program interface that allows applications to access the program guide resources.

60. The method defined in claim 57 further comprising:

providing a plurality of platform resources; and

providing a program guide application program interface that allows applications to access the platform resources.

61. The method defined in claim 57 further comprising displaying a list of the certain non-program-guide applications selected by the user in a program guide display screen on the user television equipment.

62. A system, comprising:

user television equipment on which a plurality of non-program-guide applications are at least partially implemented, wherein the user television equipment is configured to provide a user with an opportunity to select certain ones of the non-program-guide applications as favorites.

63. The system defined in claim 62 wherein an interactive television program guide is implemented at least partially on the user television equipment, the system further comprising a program guide application program interface that allows the

- 68 -

interactive television program guide to provide the user with access to the non-program-guide applications.

64. The system defined in claim 62 wherein an interactive television program guide application that has a number of program guide resources is implemented at least partially on the user television equipment, the system further comprising a program guide application program interface that allows applications to access the program guide resources.

65. The system defined in claim 62 further comprising:

a plurality of platform resources; and
a program guide application program interface that allows applications to access the platform resources.

66. The system defined in claim 62 wherein a list of the certain non-program-guide applications selected by the user is displayed in a program guide display screen on the user television equipment.

67. A system having user television equipment, comprising:

means for implementing a plurality of non-program-guide applications; and

means for providing a user at the user television equipment with an opportunity to set parental controls for certain ones of the non-program-guide applications.

- 69 -

68. The system defined in claim 67 further comprising:

means for implementing an interactive television program guide application; and

means for providing a program guide application program interface that allows the interactive television program guide application to provide the user with access to the non-program-guide applications.

69. The system defined in claim 67 further comprising:

means for implementing an interactive television program guide application that has a number of program guide resources; and

means for providing a program guide application program interface that allows applications to access the program guide resources.

70. The system defined in claim 67 further comprising:

means for providing a plurality of platform resources; and

means for providing a program guide application program interface that allows applications to access the platform resources.

71. The system defined in claim 67 further comprising means for displaying a program guide display screen indicating which non-program-guide applications have been locked by parental controls.

- 70 -

72. A method for using a system having user television equipment, comprising:

implementing a plurality of non-program-guide applications; and

providing a user at the user television equipment with an opportunity to set parental controls for certain ones of the non-program-guide applications.

73. The method defined in claim 72 further comprising:

implementing an interactive television program guide application; and

providing a program guide application program interface that allows the interactive television program guide application to provide the user with access to the non-program-guide applications.

74. The method defined in claim 72 further comprising:

implementing an interactive television program guide application that has a number of program guide resources; and

providing a program guide application program interface that allows applications to access the program guide resources.

75. The method defined in claim 72 further comprising:

providing a plurality of platform resources; and

- 71 -

providing a program guide application program interface that allows applications to access the platform resources.

76. The method defined in claim 72 further comprising displaying a program guide display screen indicating which non-program-guide applications have been locked by parental controls.

77. A system comprising user television equipment on which a plurality of non-program-guide applications are at least partially implemented, wherein the user television equipment is configured to provide a user with an opportunity to set parental controls for certain ones of the non-program-guide applications.

78. The system defined in claim 77 wherein an interactive television program guide application is implemented at least partially on the user television equipment, the system further comprising a program guide application program interface that allows the interactive television program guide to provide the user with access to the non-program-guide applications.

79. The system defined in claim 77 wherein an interactive television program guide application that has a number of program guide resources is implemented at least partially on the user television equipment, the system further comprising a program guide application program interface that allows applications to access the program guide resources.

- 72 -

80. The system defined in claim 77 further comprising:

a plurality of platform resources; and
a program guide application program interface that allows applications to access the platform resources.

81. The system defined in claim 77 wherein a program guide display screen is displayed indicating which non-program-guide applications have been locked by parental controls.

82. An interactive television program guide system having user television equipment of a user, comprising:

an interactive television program guide application implemented at least partially on the user television equipment;

a plurality of non-program-guide applications implemented at least partially on the user television equipment, wherein one application from among the interactive television program guide application and plurality of non-program-guide applications operates as a foreground application and another application from among the interactive television program guide application and plurality of non-program-guide applications operates as a background application;

means for allowing the foreground application to operate while the background application operates;

- 73 -

means for checking for events that require immediate attention by the background application while the foreground application operates;

means for suspending the operation of the foreground application when one of the events that requires immediate attention is detected; and

means for displaying a message on the user television equipment when operation of the foreground application is suspended asking the user whether the detected event should take place or whether operation of the given foreground application should be resumed.

83. The system defined in claim 82 wherein the means for checking for events further comprises means for checking for user activity.

84. The system defined in claim 83 wherein the means for checking for user activity further comprises means for checking for user key presses.

85. The system defined in claim 82 wherein the means for checking for events further comprises means for checking for user-selected actions.

86. The system defined in claim 85 wherein the means for checking for user-selected actions further comprises means for checking for reminders.

87. A method for using an interactive television program guide system having user television equipment of a user:

- 74 -

implementing an interactive television program guide application at least partially on the user television equipment;

implementing a plurality of non-program-guide applications at least partially on the user television equipment, wherein one application from among the interactive television program guide application and plurality of non-program-guide applications operates as a foreground application and another application from among the interactive television program guide application and plurality of non-program-guide applications operates as a background application;

allowing the foreground application to operate while the background application operates;

checking for events that require immediate attention by the background application while the foreground application operates;

suspending the operation of the foreground application when one of the events that requires immediate attention is detected; and

displaying a message on the user television equipment when operation of the foreground application is suspended asking the user whether the detected event should take place or whether operation of the given foreground application should be resumed.

88. The method defined in claim 87 wherein the checking for events further comprises checking for user activity.

- 75 -

89. The method defined in claim 88 wherein the checking for user activity comprises checking for user key presses.

90. The method defined in claim 87 wherein the checking for events further comprises checking for user-selected actions.

91. The method defined in claim 90 wherein the checking for user-selected actions further comprises checking for reminders.

92. An interactive television program guide system comprising:

user television equipment on which an interactive television program guide application is at least partially implemented and on which a plurality of non-program-guide applications are at least partially implemented, wherein:

one application from among the interactive television program guide application and plurality of non-program-guide applications operates as a foreground application and another application from among the interactive television program guide application and plurality of non-program-guide applications operates as a background application;

the foreground application operates while the background application operates;

events that require immediate attention by the background application are checked for while the foreground application operates;

- 76 -

the operation of the foreground application is suspended when one of the events that requires immediate attention is detected; and
a message is displayed on the user television equipment when operation of the foreground application is suspended asking the user whether the detected event should take place or whether operation of the given foreground application should be resumed.

93. The system defined in claim 92 wherein the interactive television program guide application checks for the events by checking for user activity.

94. The system defined in claim 93 wherein the interactive television program guide application checks for the user activity by checking for user key presses.

95. The system defined in claim 92 wherein the interactive television program guide application checks for events by checking for user-selected actions.

96. The system defined in claim 95 wherein the interactive television program guide checks for user-selected actions by checking for reminders.

97. A system having user television equipment, comprising:
means for implementing a plurality of non-program-guide applications at least partially on the user television equipment, wherein content

- 77 -

associated with the non-program-guide applications is displayed on the user television equipment; and

means for providing a user with an opportunity to set reminders for the content associated with the non-program-guide applications.

98. The system defined in claim 97 further comprising:

means for implementing an interactive television program guide application at least partially on the user television equipment; wherein content associated the interactive television program guide application is displayed on the user television equipment; and

means for providing the user with an opportunity to set reminders for the content associated with the interactive television program guide application.

99. A system, comprising:

user television equipment on which a plurality of non-program-guide applications are at least partially implemented, wherein content associated with the non-program-guide applications is displayed on the user television equipment, and wherein a user is provided with an opportunity to set reminders for the content associated with the non-program-guide applications.

100. The system defined in claim 99 wherein an interactive television program guide application is at least partially implemented on the user television

- 78 -

equipment, wherein content associated the interactive television program guide application is displayed on the user television equipment, and wherein the user is provided with an opportunity to set reminders for the content associated with the interactive television program guide application.

101. A method for using a system having user television equipment, comprising:

implementing a plurality of non-program-guide applications at least partially on the user television equipment, wherein content associated with the non-program-guide applications is displayed on the user television equipment; and

providing a user with an opportunity to set reminders for the content associated with the non-program-guide applications.

102. The method defined in claim 101 further comprising:

implementing an interactive television program guide application at least partially on the user television equipment; wherein content associated the interactive television program guide application is displayed on the user television equipment; and

providing the user with an opportunity to set reminders for the content associated with the interactive television program guide application.

103. A system comprising:

- 79 -

a television distribution facility having a server on which at least one non-program-guide application is implemented;

user television equipment that receives television programming from the television distribution facility and that has resources and on which an application program interface is at least partially implemented and on which an interactive television program guide application is at least partially implemented; and

means for using the application program interface to coordinate access to the resources among the interactive television program guide application and the at least one non-program-guide application.

104. The system defined in claim 103 wherein there are a plurality of non-program-guide applications implemented on the server, the system further comprising means for using the application program interface to coordinate access to the resources among the interactive television program guide application and the plurality of non-program-guide applications.

105. The system defined in claim 104 further comprising:

means for implementing at least one non-program-guide application on a server located on the Internet; and

means for using the application program interface to coordinate access to the resources among the interactive television program guide application, the at least one non-program-guide application located

- 80 -

on the server on the Internet, and the plurality of non-program-guide applications located on the server at the television distribution facility.

106. The system defined in claim 103 further comprising:

means for implementing at least one non-program-guide application on a server located on the Internet; and

means for using the application program interface to coordinate access to the resources among the interactive television program guide application, the at least one non-program-guide application located on the server on the Internet, and the at least one non-program-guide application located on the server at the television distribution facility.

107. A method for using a system having a a television distribution facility having a server on which at least one non-program-guide application is implemented and having user television equipment connected to the television distribution facility for receiving television programming, comprising:

implementing an application program interface and an interactive television program guide application at least partially on the user television equipment; and

using the application program interface to coordinate access to the resources among the interactive television program guide application and the at least one non-program-guide application.

- 81 -

108. The method defined in claim 107 wherein there are a plurality of non-program-guide applications implemented on the server, the method further comprising using the application program interface to coordinate access to the resources among the interactive television program guide application and the plurality of non-program-guide applications.

109. The method defined in claim 108 further comprising:

implementing at least one non-program-guide application on a server located on the Internet; and

using the application program interface to coordinate access to the resources among the interactive television program guide application, the at least one non-program-guide application located on the server on the Internet, and the plurality of non-program-guide applications located on the server at the television distribution facility.

110. The method defined in claim 107 further comprising:

implementing at least one non-program-guide application on a server located on the Internet; and

using the application program interface to coordinate access to the resources among the interactive television program guide application, the at least one non-program-guide application located on the server on the Internet, and the at least one non-

- 82 -

program-guide application located on the server at the television distribution facility.

111. A system comprising:

a television distribution facility having a server on which at least one non-program-guide application is implemented; and

user television equipment that receives television programming from the television distribution facility and that has resources and on which an application program interface and an interactive television program guide application are at least partially implemented, wherein the application program interface coordinates access to the resources among the interactive television program guide application and the at least one non-program-guide application.

112. The system defined in claim 111 wherein there are a plurality of non-program-guide applications implemented on the server, and wherein the user television equipment is further configured to use the application program interface to coordinate access to the resources among the interactive television program guide application and the plurality of non-program-guide applications.

113. The system defined in claim 112 further comprising a server located on the Internet on which at least one non-program-guide application is implemented, wherein the application program interface coordinates access to the resources among the interactive television program guide application, the at least one

- 83 -

non-program-guide application located on the server on the Internet, and the plurality of non-program-guide applications located on the server at the television distribution facility.

114. The system defined in claim 111 further comprising a server located on the Internet on which at least one non-program-guide application is implemented, wherein the application program interface coordinates access to the resources among the interactive television program guide application, the at least one non-program-guide application located on the server on the Internet, and the at least one non-program-guide application located on the server at the television distribution facility.

115. An interactive television program guide system having user television equipment, comprising:

- means for implementing an interactive television program guide application at least partially on the user television equipment;
- means for implementing a plurality of non-program-guide applications at least partially on the user television equipment, wherein the interactive television program guide application and non-program-guide application have resources;
- means for implementing an application program interface at least partially on the user television equipment; and
- means for using the application program interface to authenticate requests from the applications to use the resources.

- 84 -

116. The system defined in claim 115 further comprising means for determining access rights for the applications with the application program interface.

117. A method for using an interactive television program guide system having user television equipment, comprising:

implementing an interactive television program guide application at least partially on the user television equipment;

implementing a plurality of non-program-guide applications at least partially on the user television equipment, wherein the interactive television program guide application and non-program-guide application have resources;

implementing an application program interface at least partially on the user television equipment; and

using the application program interface to authenticate requests from the applications to use the resources.

118. The method defined in claim 117 further comprising determining access rights for the applications with the application program interface.

119. An interactive television program guide system, comprising:

user television equipment on which an interactive television program guide application having resources, a plurality of non-program-guide

- 85 -

applications having resources, and an application program interface are at least partially implemented, wherein the user television equipment is configured so that the application program interface authenticates requests from the applications to use the resources.

120. The system defined in claim 119 wherein the user television equipment is further configured so that the application program interface determines access rights for the applications.

121. A system comprising:

means for implementing at least one non-program-guide application on a server located on the Internet;

a television distribution facility that provides television programming;

user television equipment that receives television programming from the television distribution facility and that has resources and on which an application program interface and an interactive television program guide application are at least partially implemented; and

means for using the application program interface to coordinate access to the resources among the interactive television program guide application and the at least one non-program-guide application.

122. A method for using a system comprising:

implementing at least one non-program-guide application on a server located on the Internet;

- 86 -

providing television programming with a television distribution facility;

receiving television programming with user television equipment, wherein the user television equipment has resources;

implementing an application program interface at least partially on the user television equipment;

implementing an interactive television program guide application at least partially on the user television equipment; and

using the application program interface to coordinate access to the resources among the interactive television program guide application and the at least one non-program-guide application.

123. A system comprising:

a server located on the Internet on which at least one non-program-guide application is implemented;

a television distribution facility that provides television programming; and

user television equipment that receives television programming from the television distribution facility and that has resources and on which an application program interface and an interactive television program guide application are at least partially implemented, wherein the application program interface coordinates access to the resources among the interactive television program guide application and the at least one non-program-guide application.

- 87 -

124. A system in which there are multiple interconnected user television equipment devices in the home of a user and in which there are resources, comprising:

means for implementing an interactive television program guide on a first user television equipment device; and

means for implementing at least one other application on a second user television equipment device that is connected to the first user television equipment device, wherein an application program interface is implemented on at least one of the first and second user television equipment devices, and wherein the application program interface coordinates access of the interactive television program guide application and the other application to the resources.

125. A method for using a system in which there are multiple interconnected user television equipment devices in the home of a user and in which there are resources, comprising:

implementing an interactive television program guide on a first user television equipment device; and

implementing at least one other application on a second user television equipment device that is connected to the first user television equipment device, wherein an application program interface is implemented on at least one of the first and second user television equipment devices, and wherein the application program interface coordinates

- 88 -

access of the interactive television program guide application and the other application to the resources.

126. A system in which there are multiple interconnected user television equipment devices in the home of a user and in which there are resources, comprising:

a first user television equipment device on which an interactive television program guide application is implemented; and

a second user television equipment device that is connected to the first user television equipment device and on which at least one other application is implemented, wherein an application program interface is implemented on at least one of the first and second user television equipment devices, and wherein the application program interface coordinates access of the interactive television program guide application and the other application to the resources.

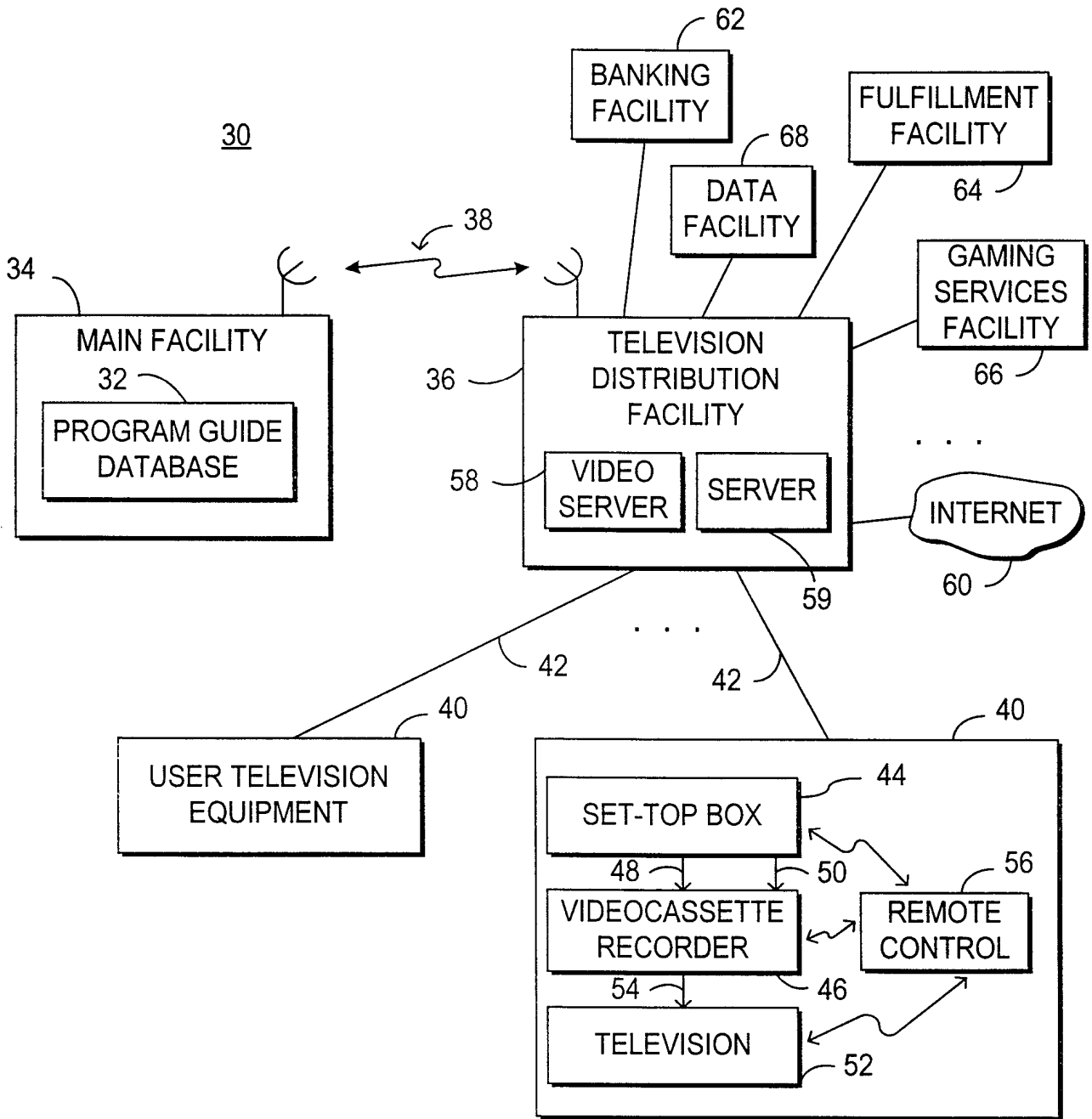


FIG. 1

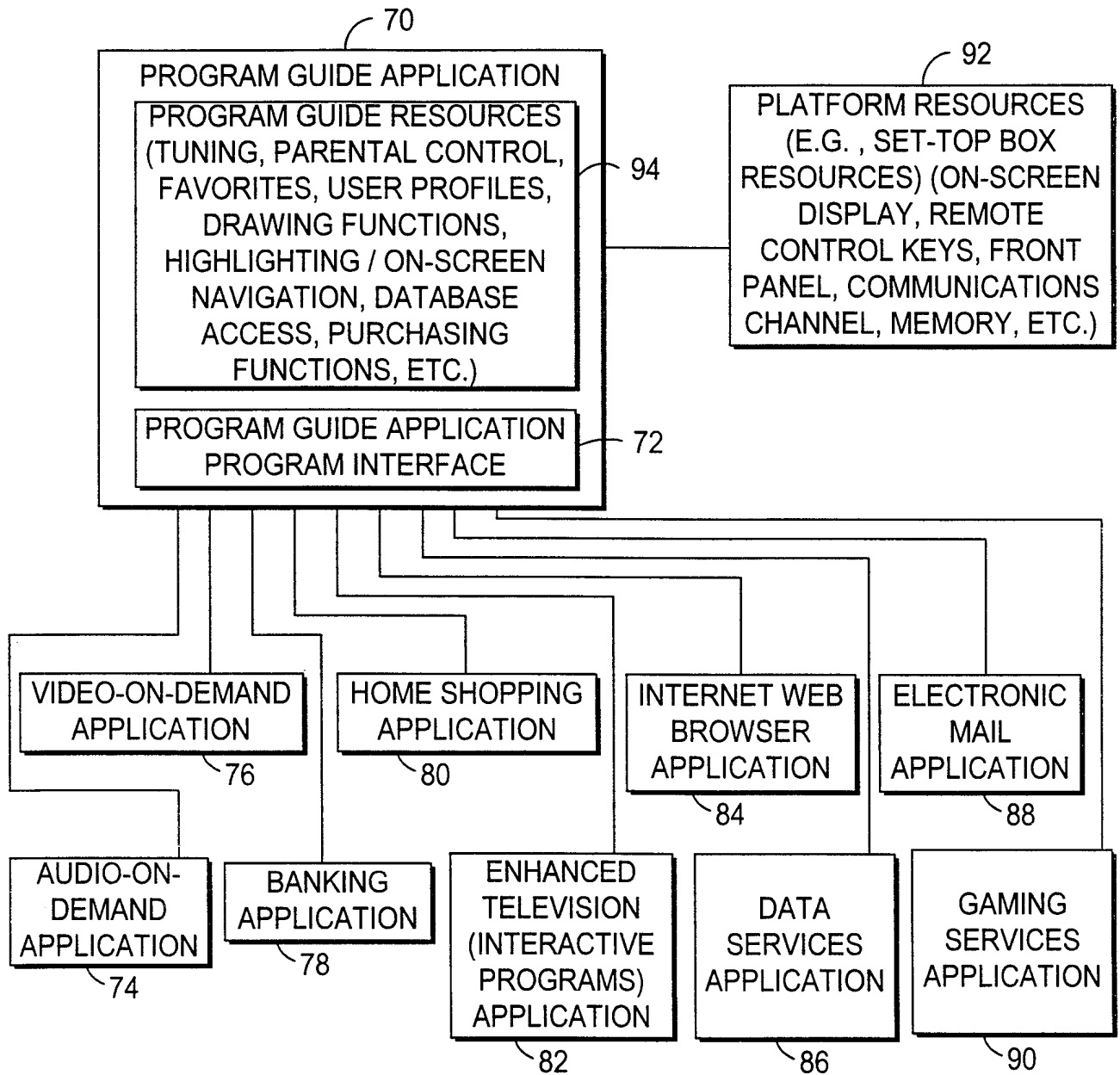


FIG. 2

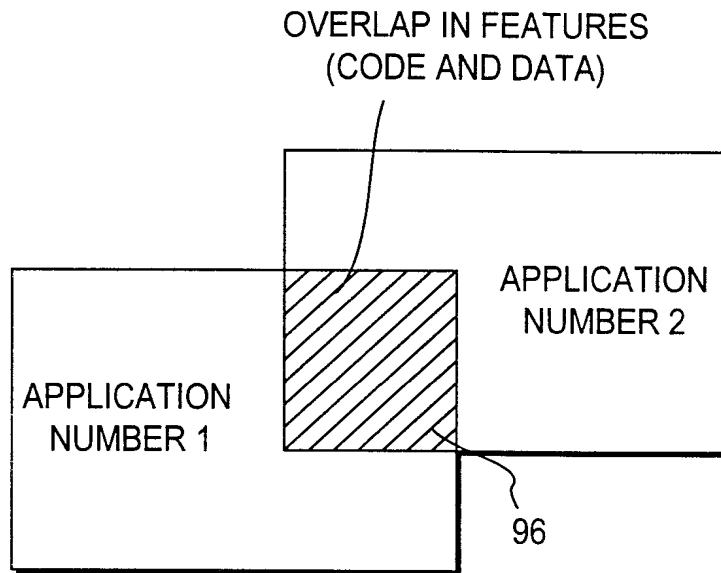


FIG. 3

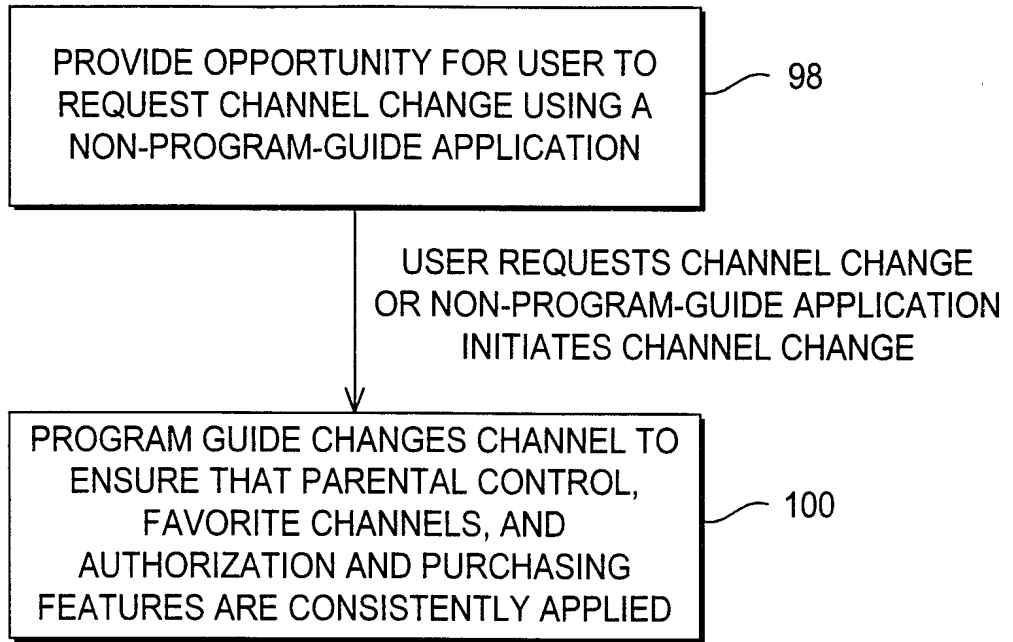


FIG. 4

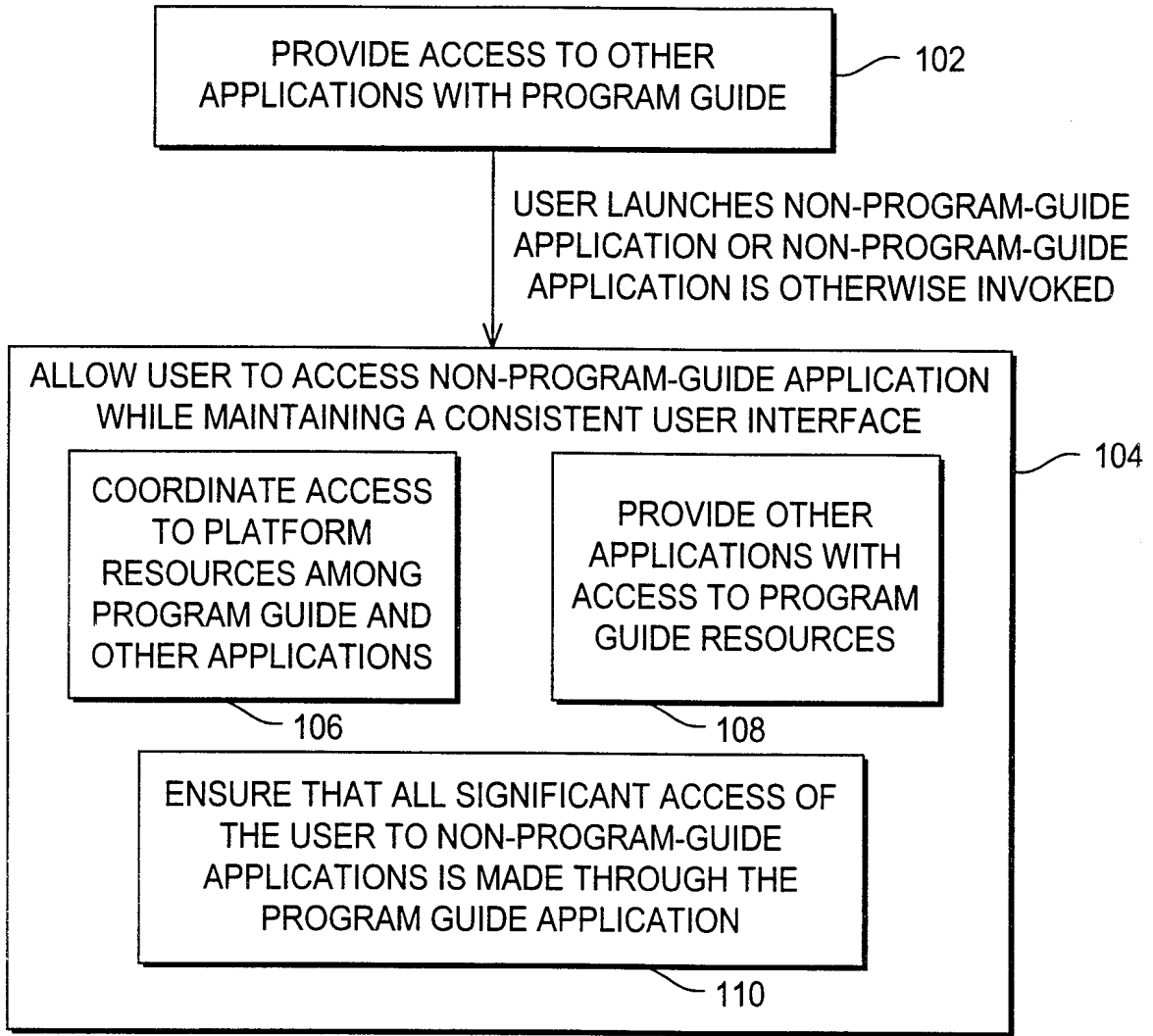


FIG. 5

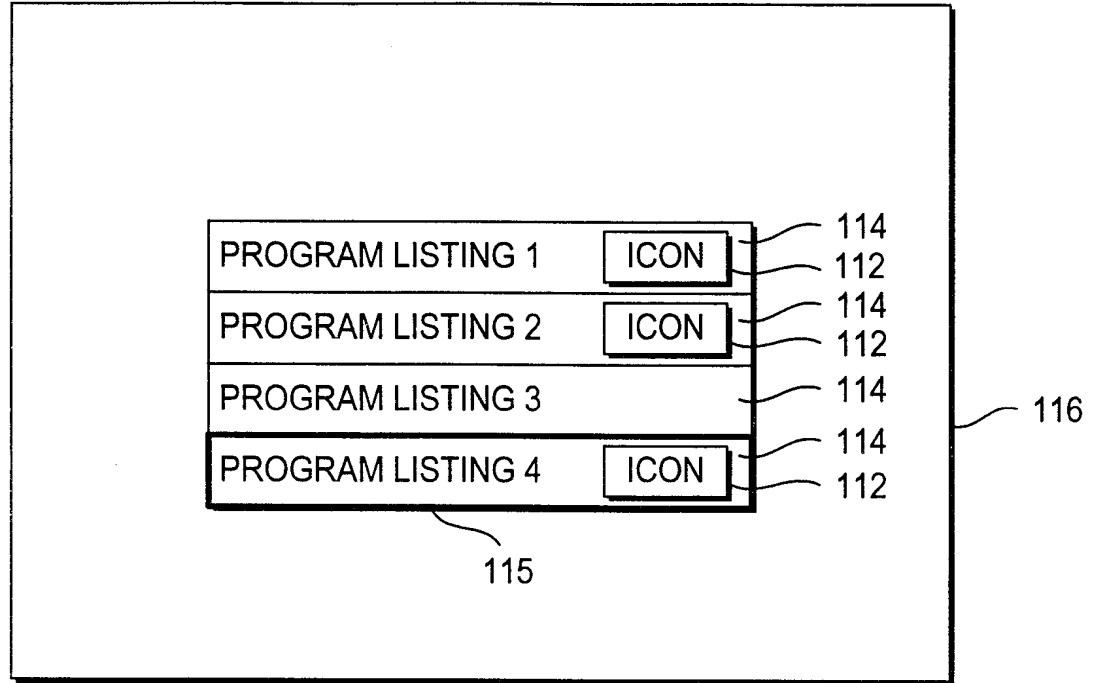


FIG. 6

7/40

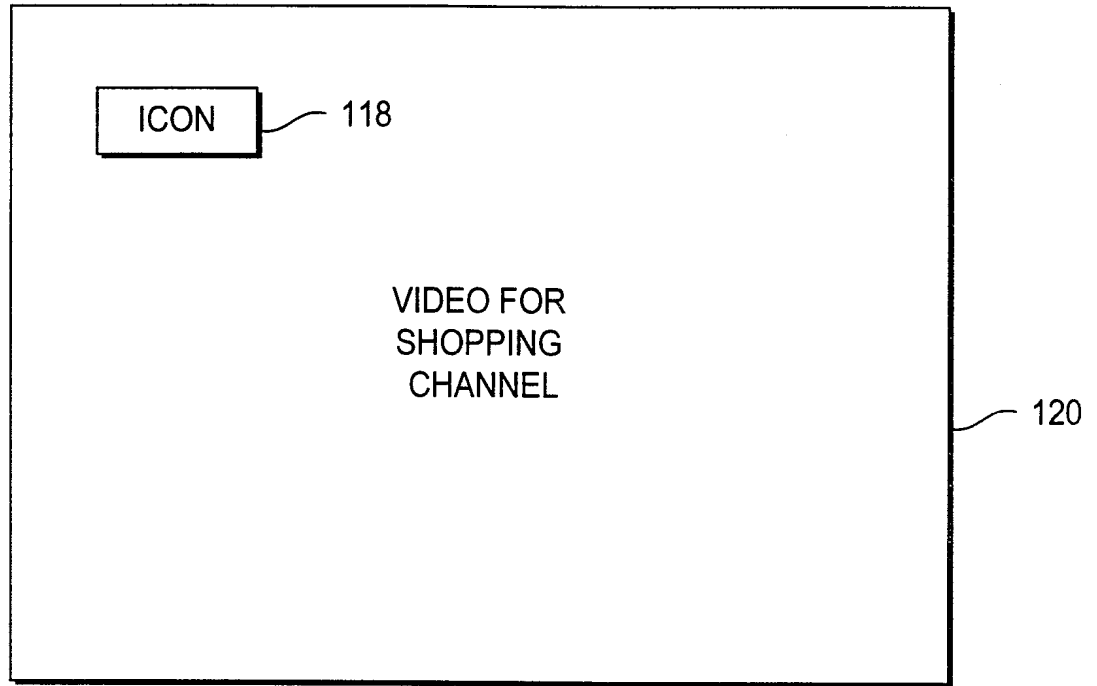


FIG. 7

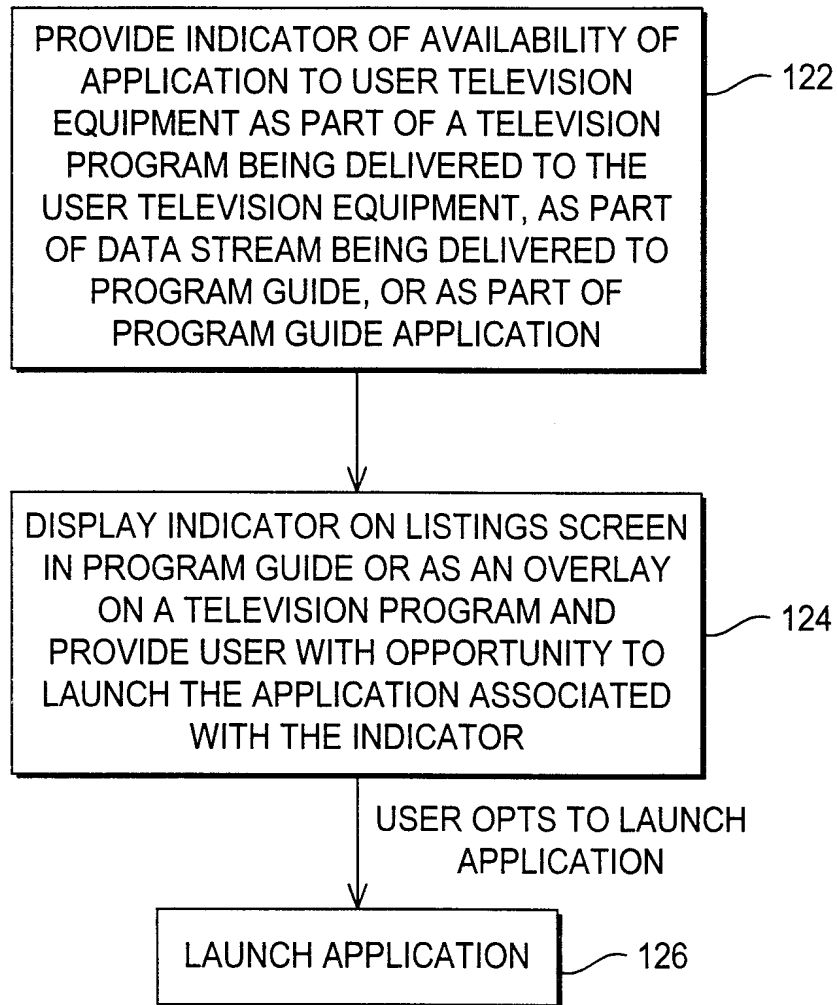


FIG. 8

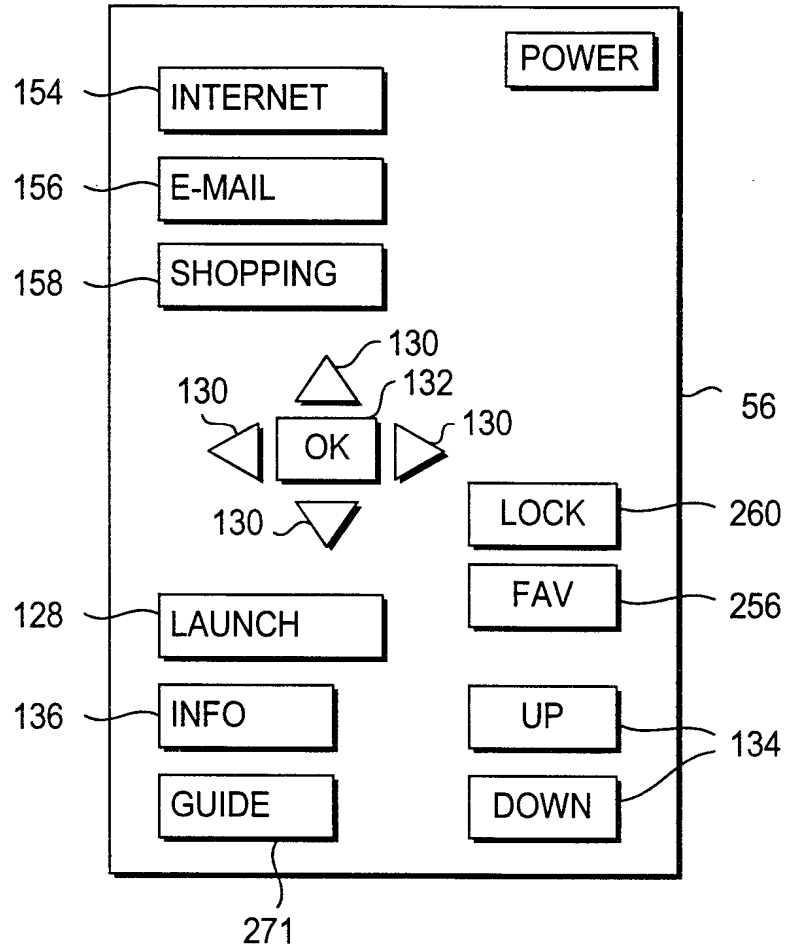


FIG. 9

10/40

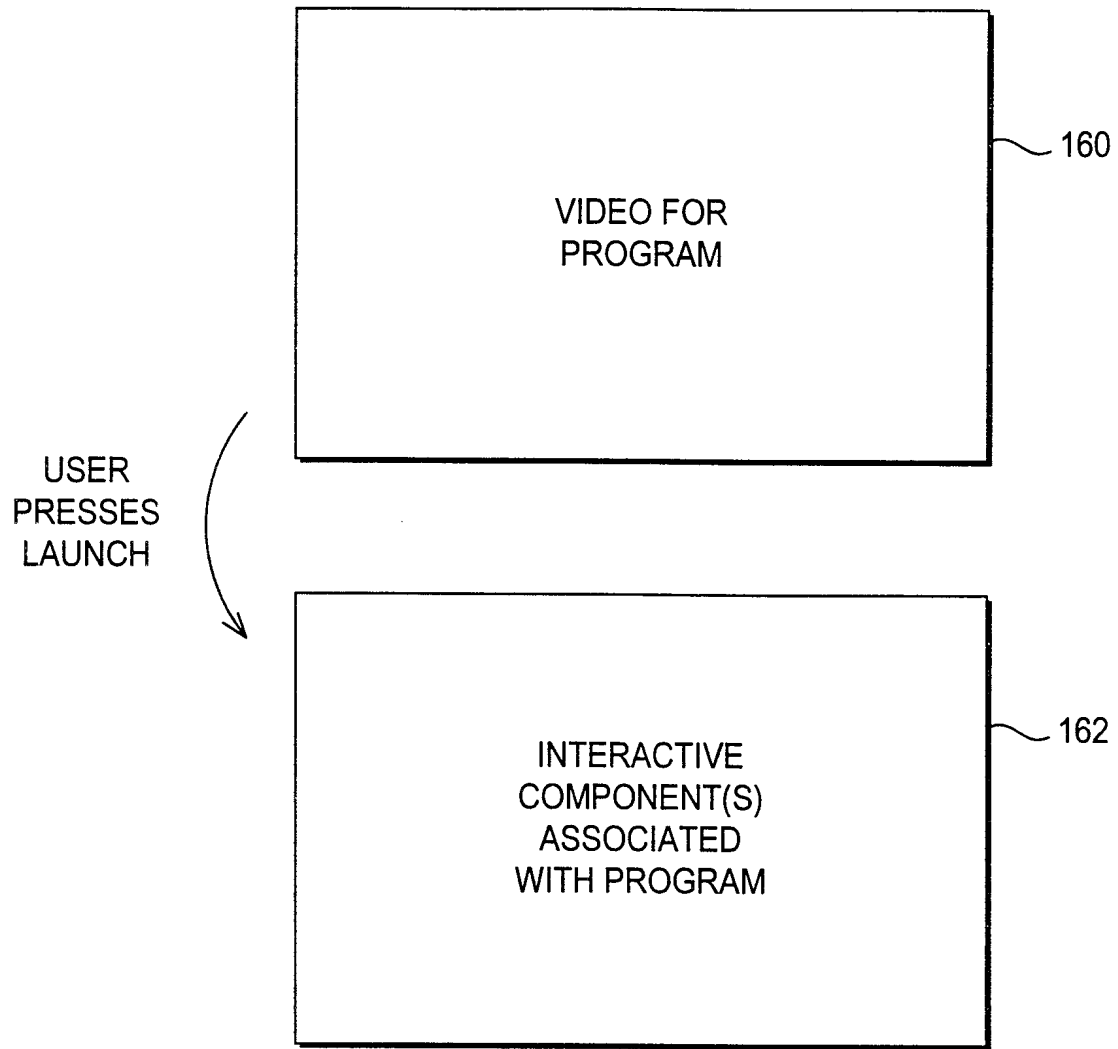


FIG. 10

11/40

USER
TUNES TO
SHOPPING
CHANNEL



USER
PRESSES
LAUNCH

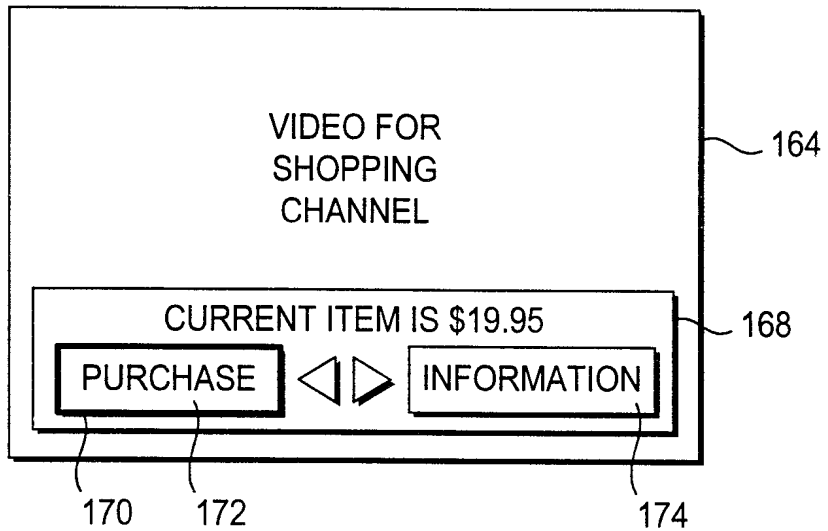


FIG. 11

12/40

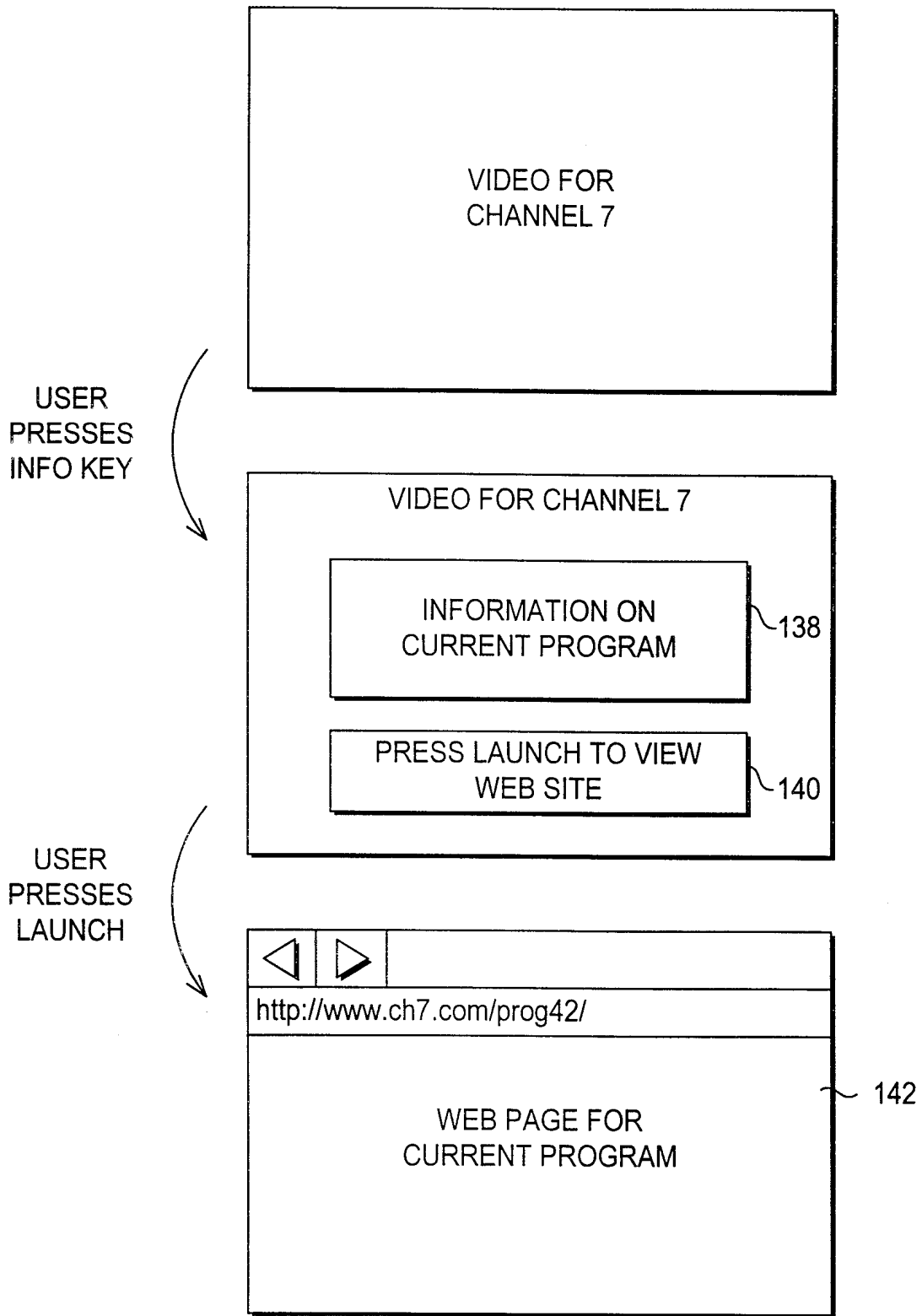


FIG. 12a

13/40

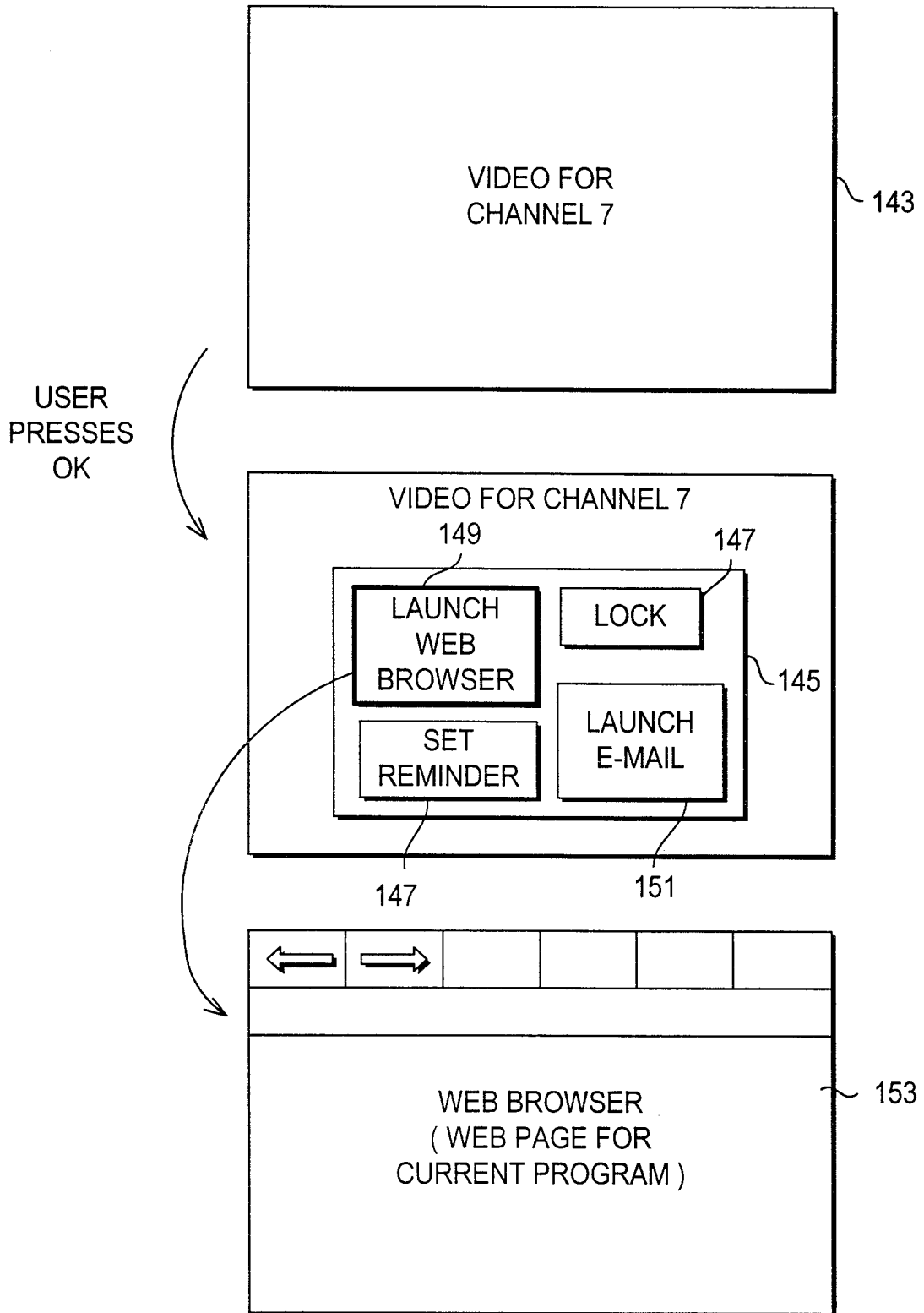


FIG. 12b

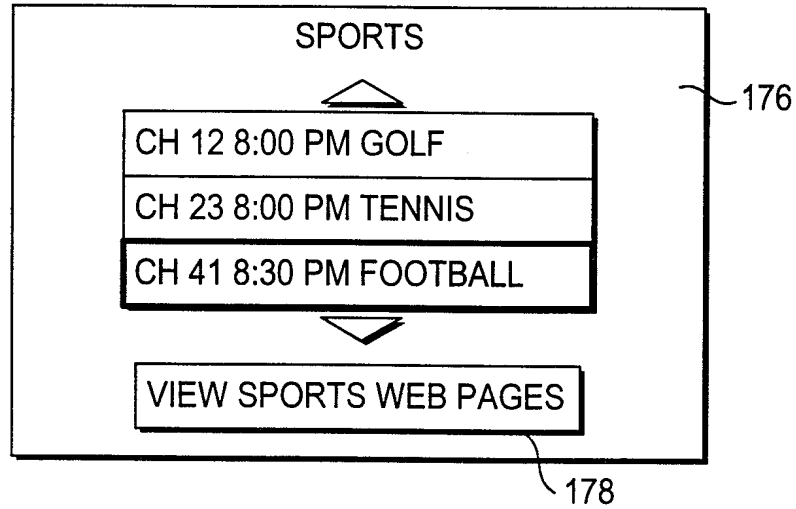


FIG. 13

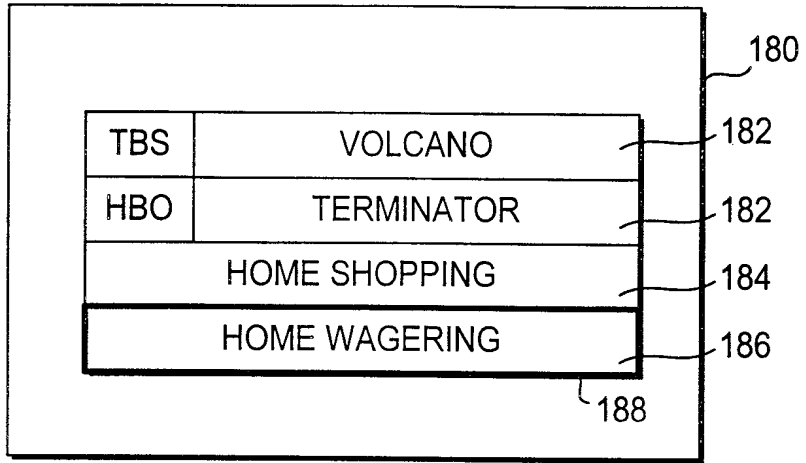


FIG. 14

16/40

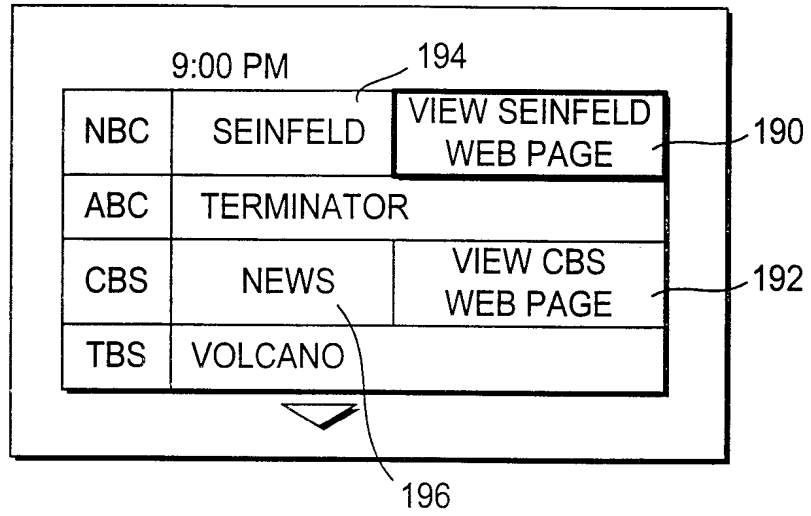


FIG. 15

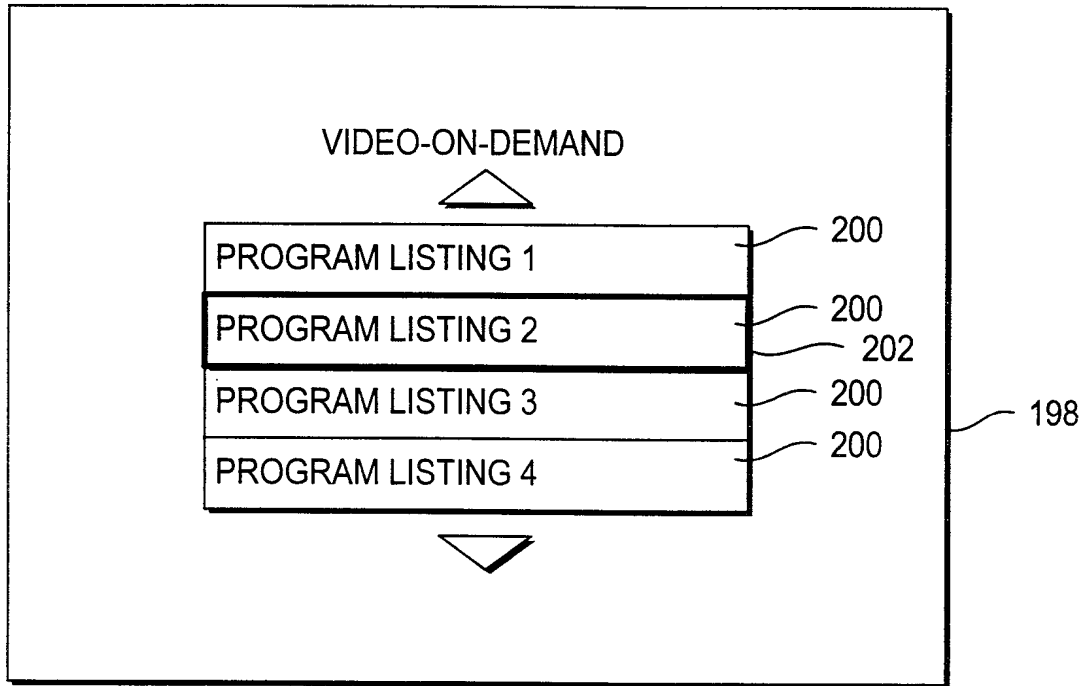


FIG. 16

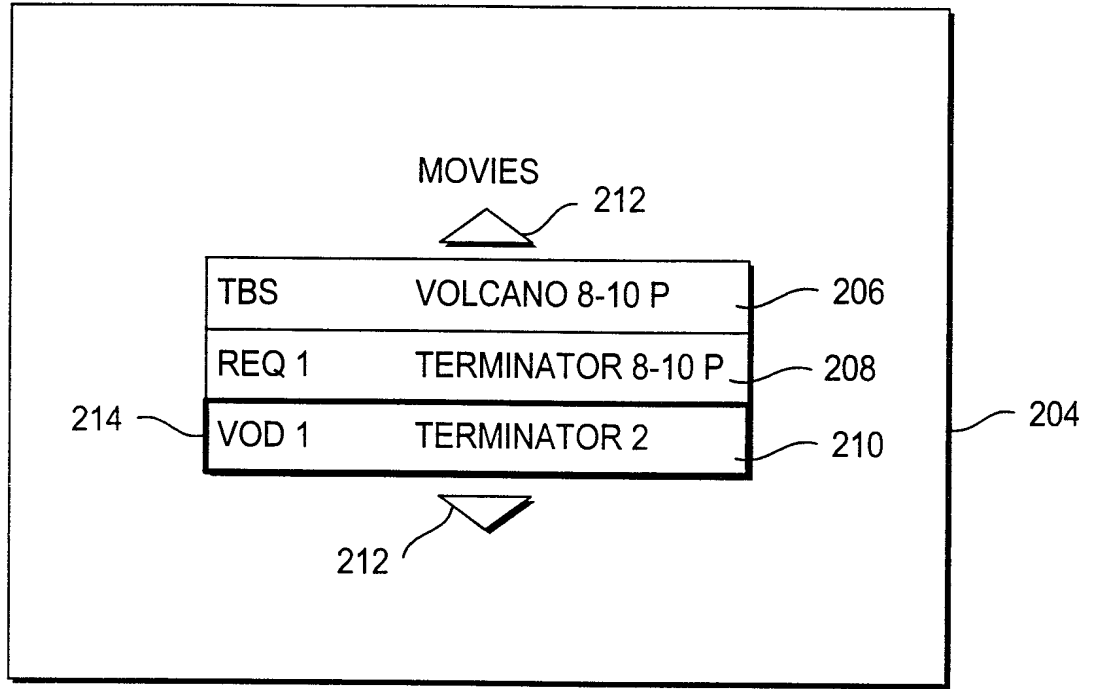


FIG. 17a

	8:00	8:30	9:00
23 TBS	PROGRAM 1	PROGRAM 2	
VOD 1	PROGRAM 3		
VOD 2	PROGRAM 4		
46 A+E	PROGRAM 5	PROGRAM 6	

▼

FIG. 17b

20/40

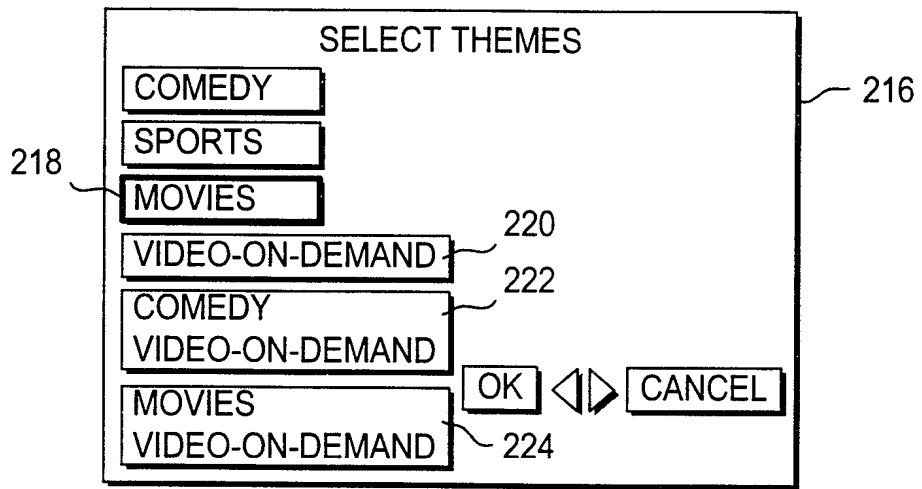


FIG. 18

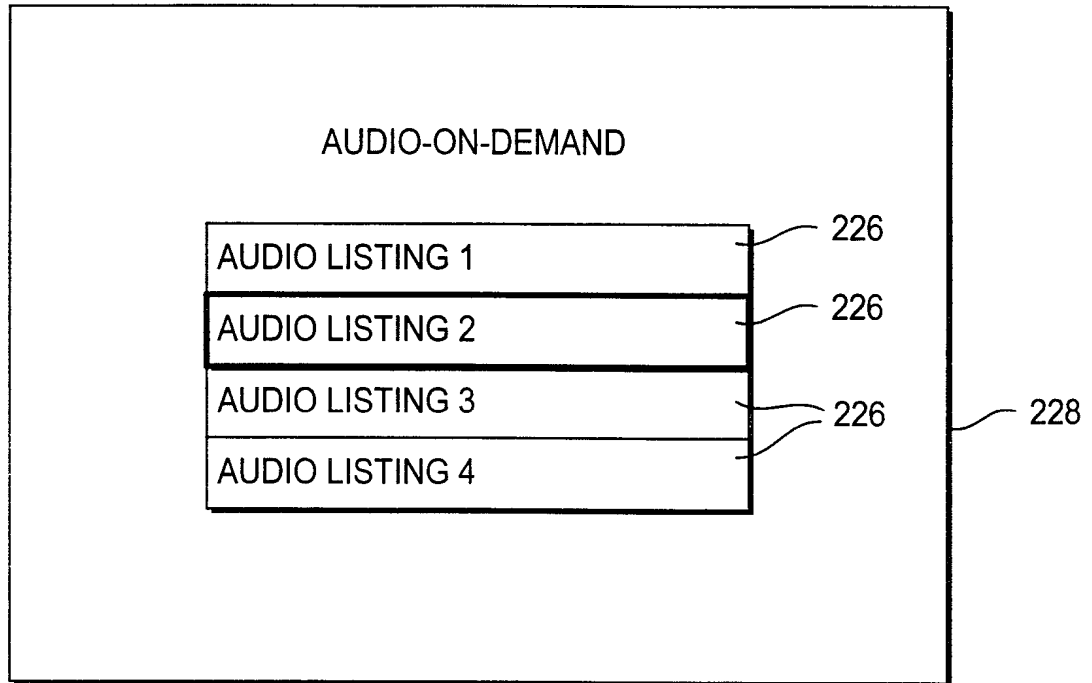


FIG. 19a

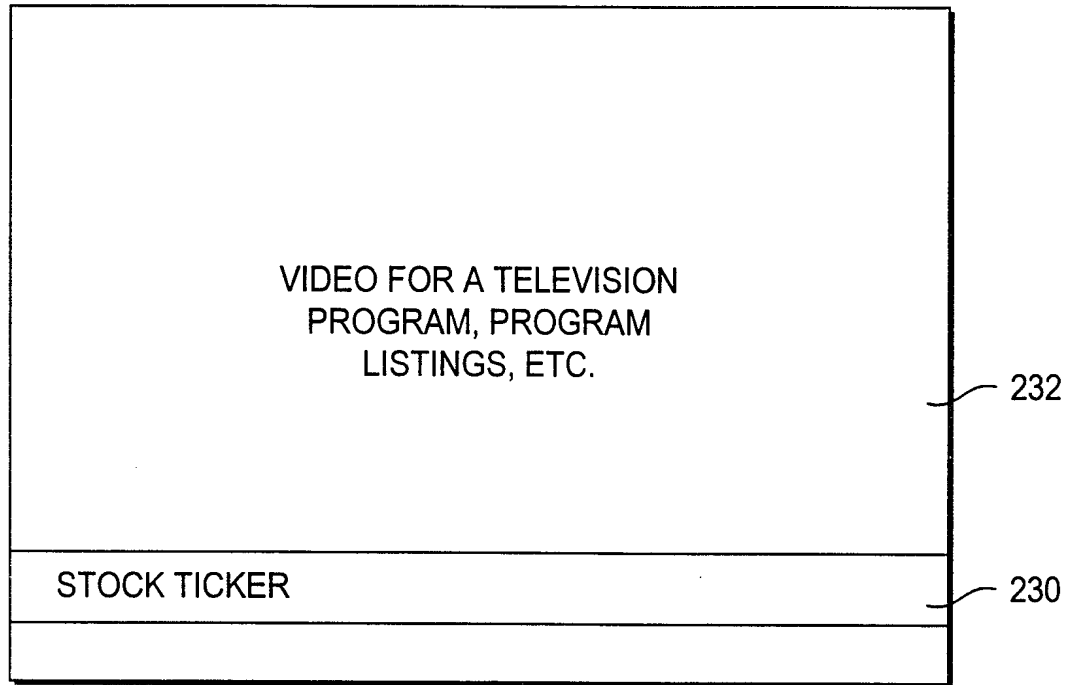


FIG. 19b

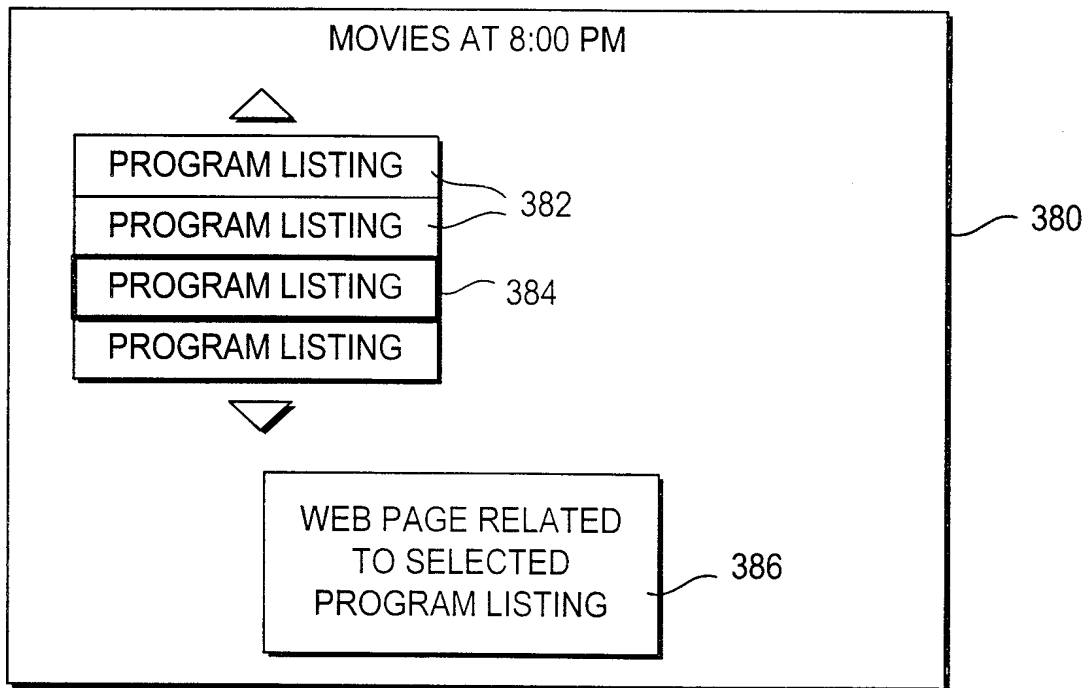


FIG. 20

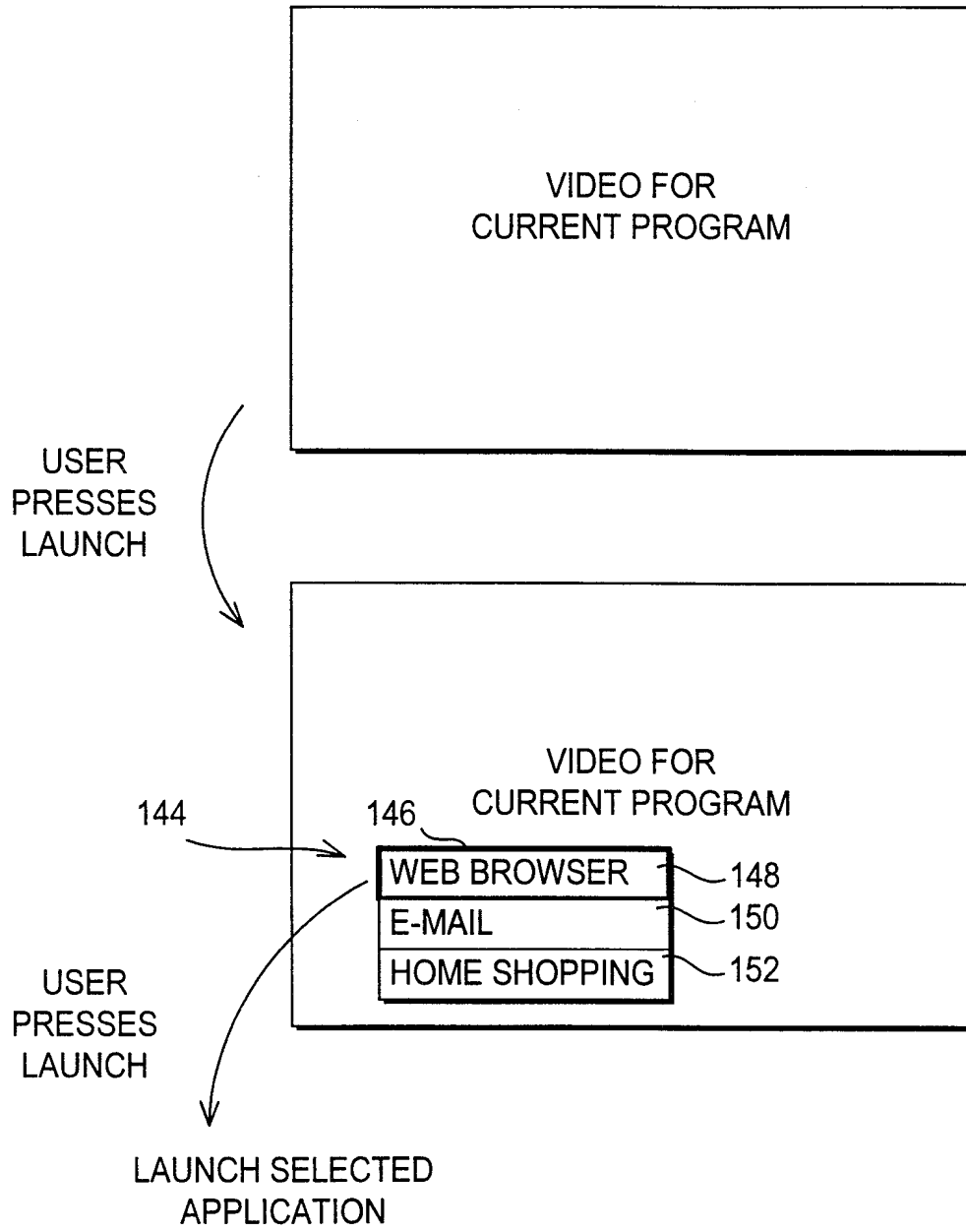


FIG. 21a

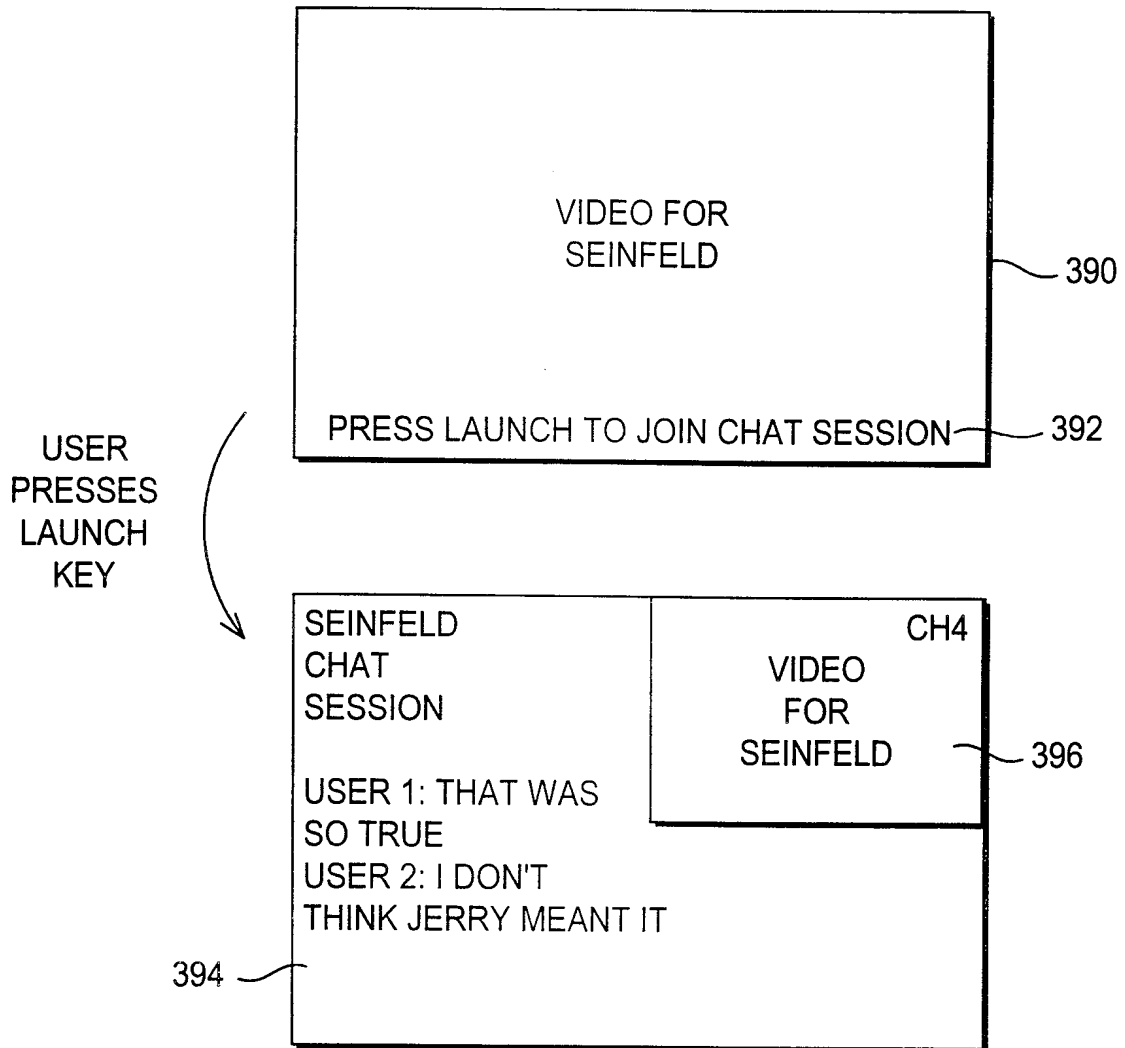


FIG. 21b

26/40

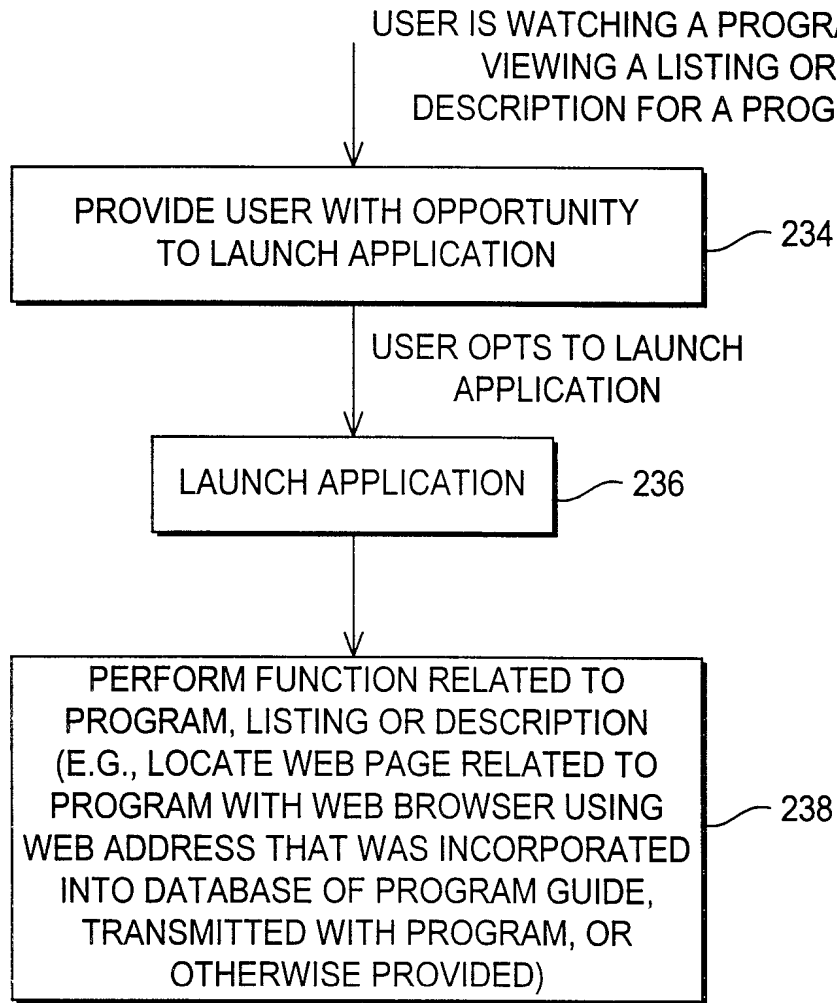


FIG. 22

27/40

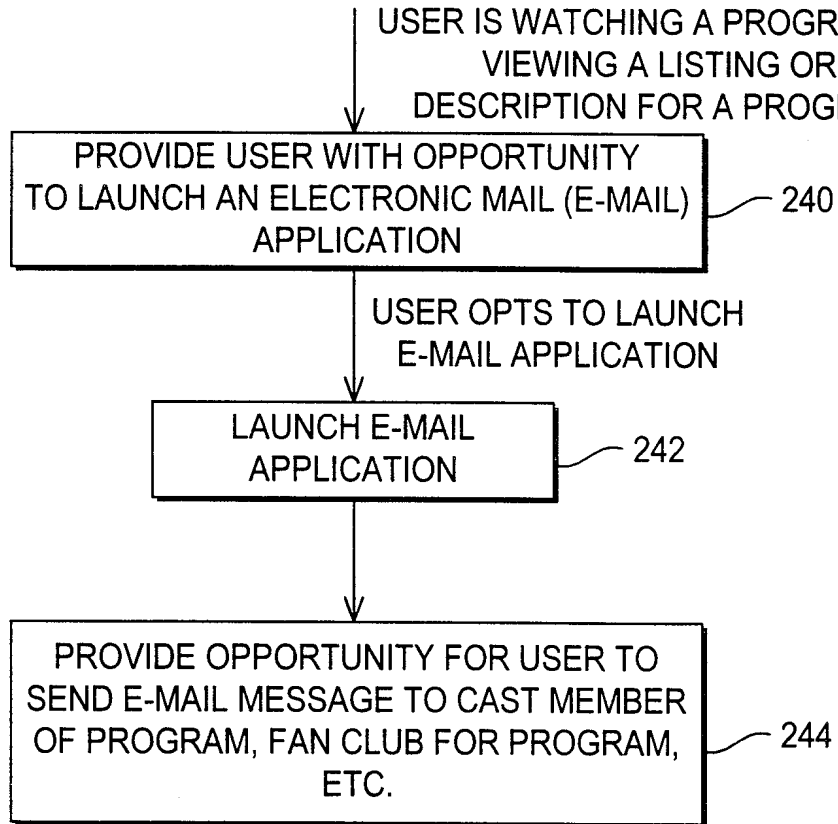


FIG. 23

28/40

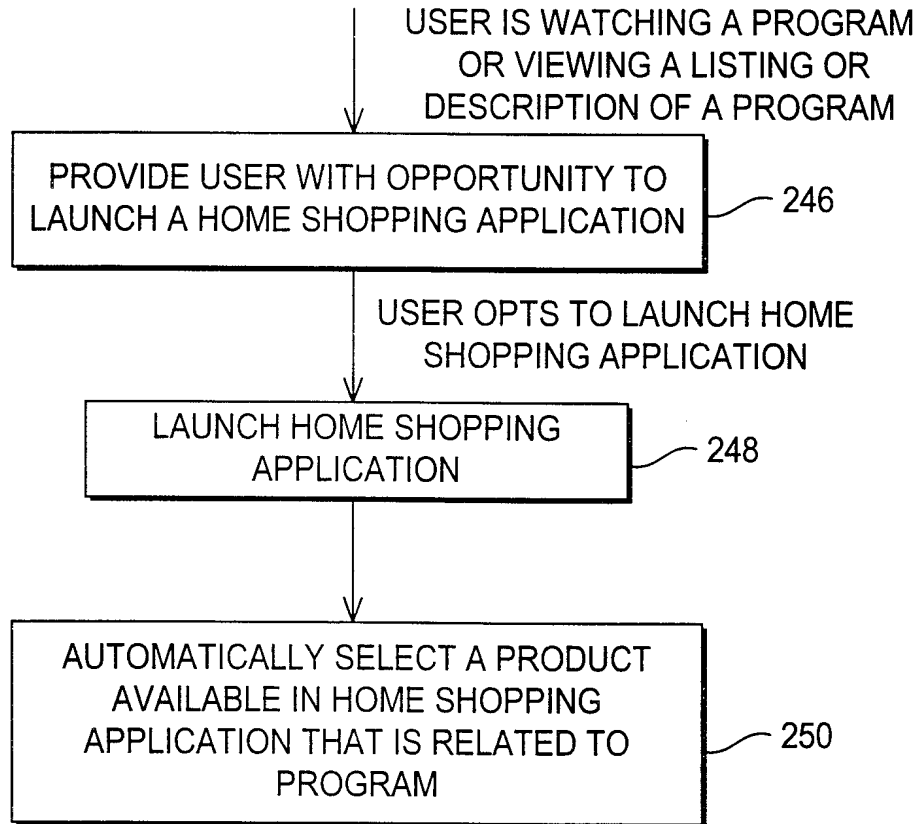


FIG. 24

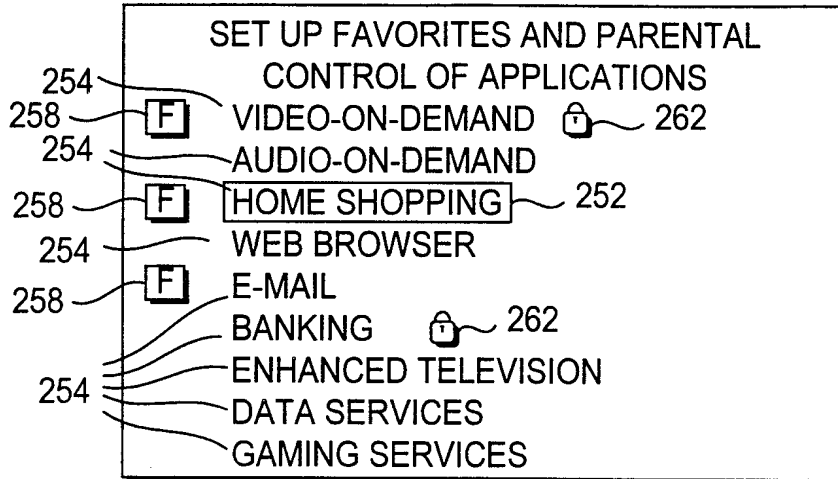


FIG. 25a

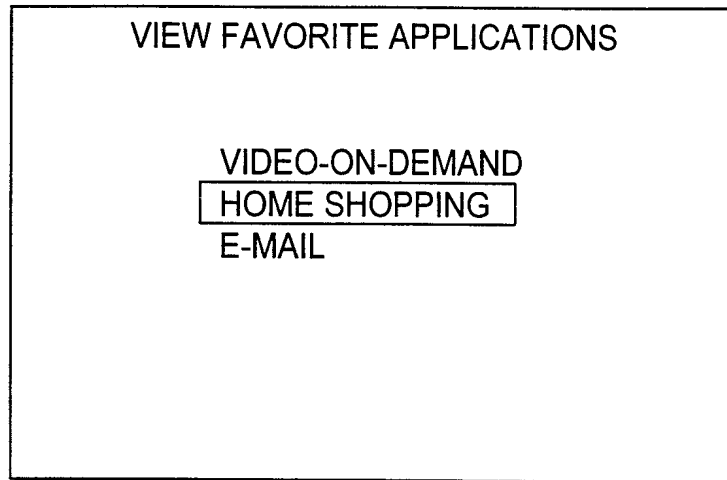


FIG. 25b

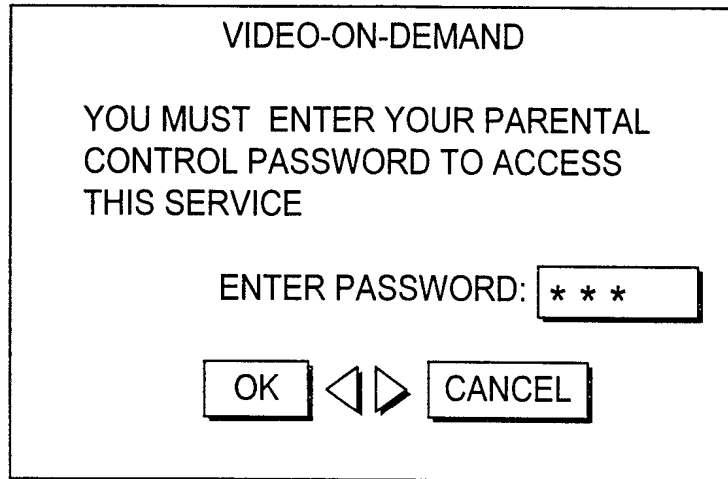


FIG. 25c

32/40

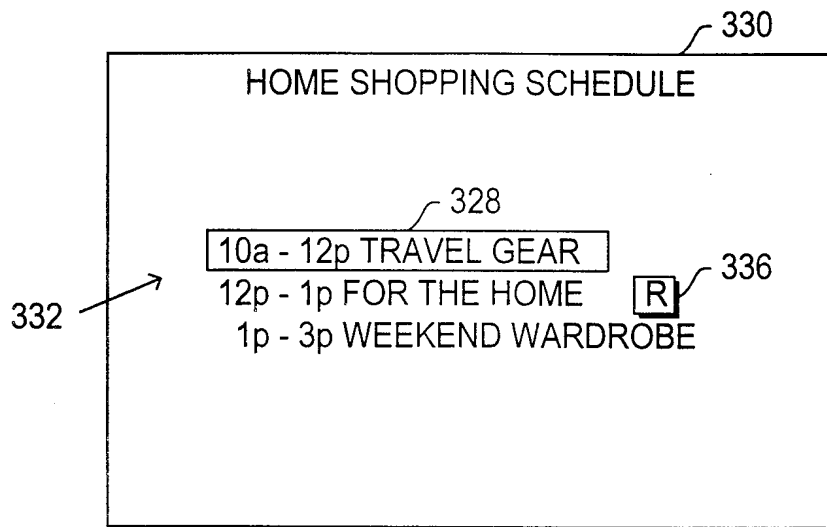


FIG. 25d

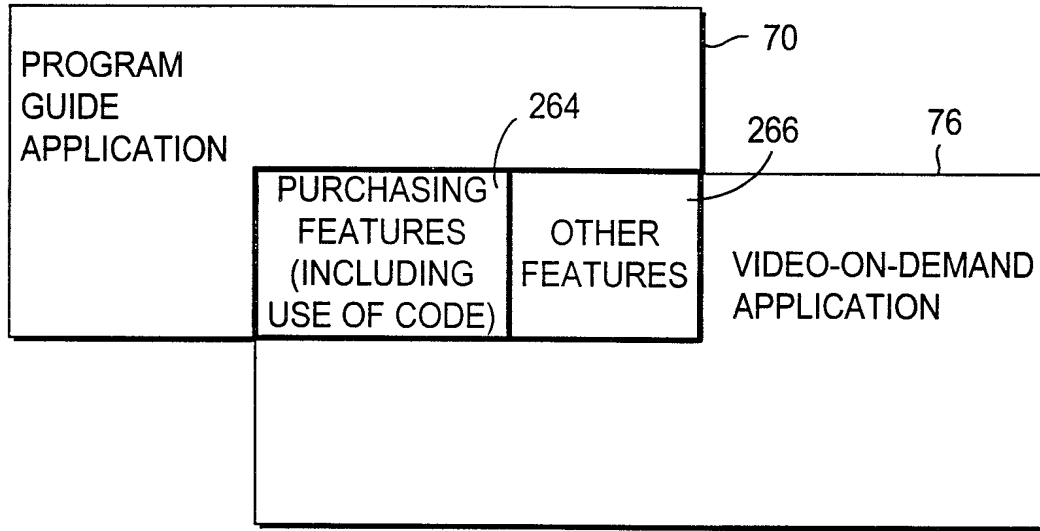


FIG. 26

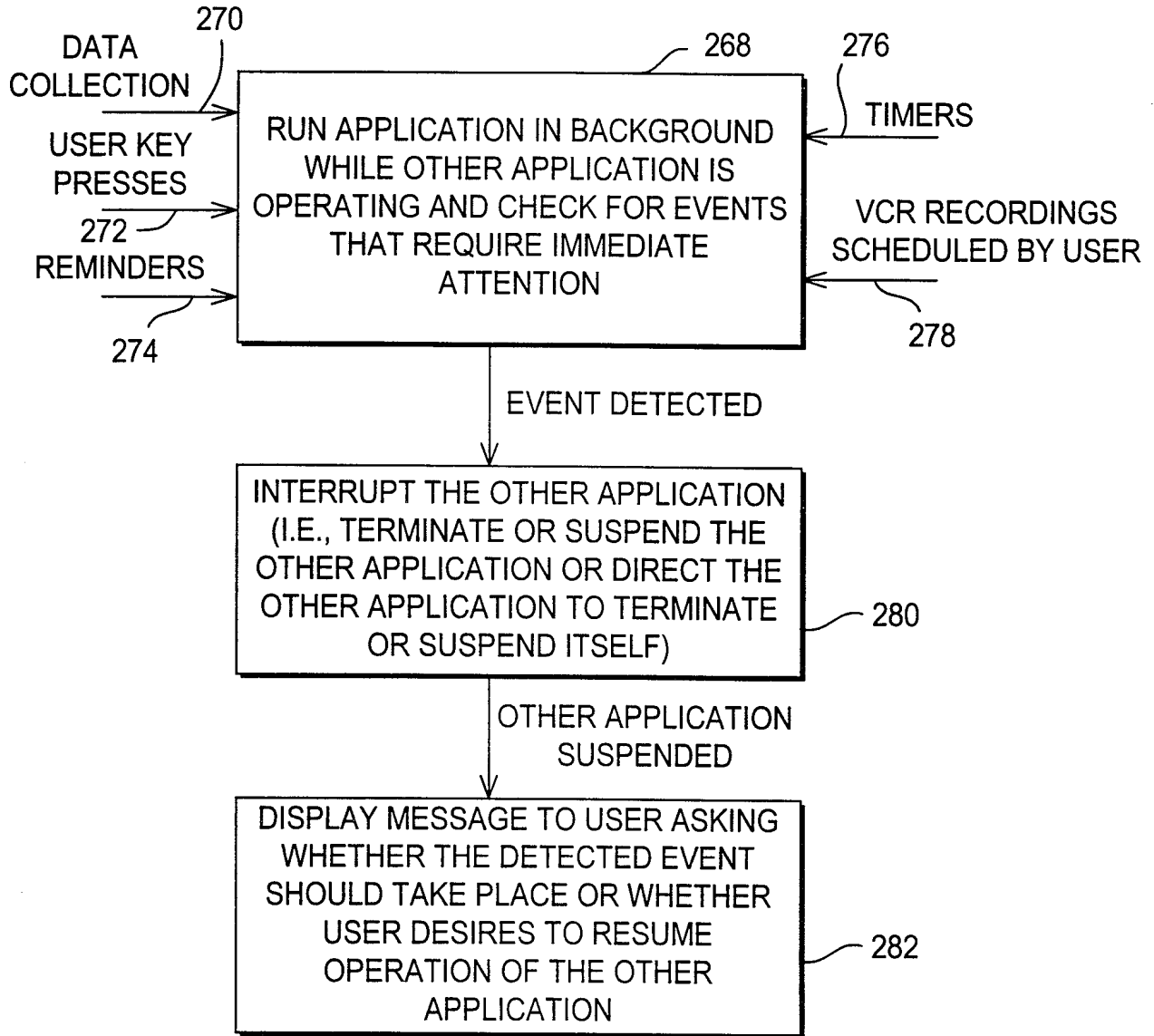


FIG. 27

35/40

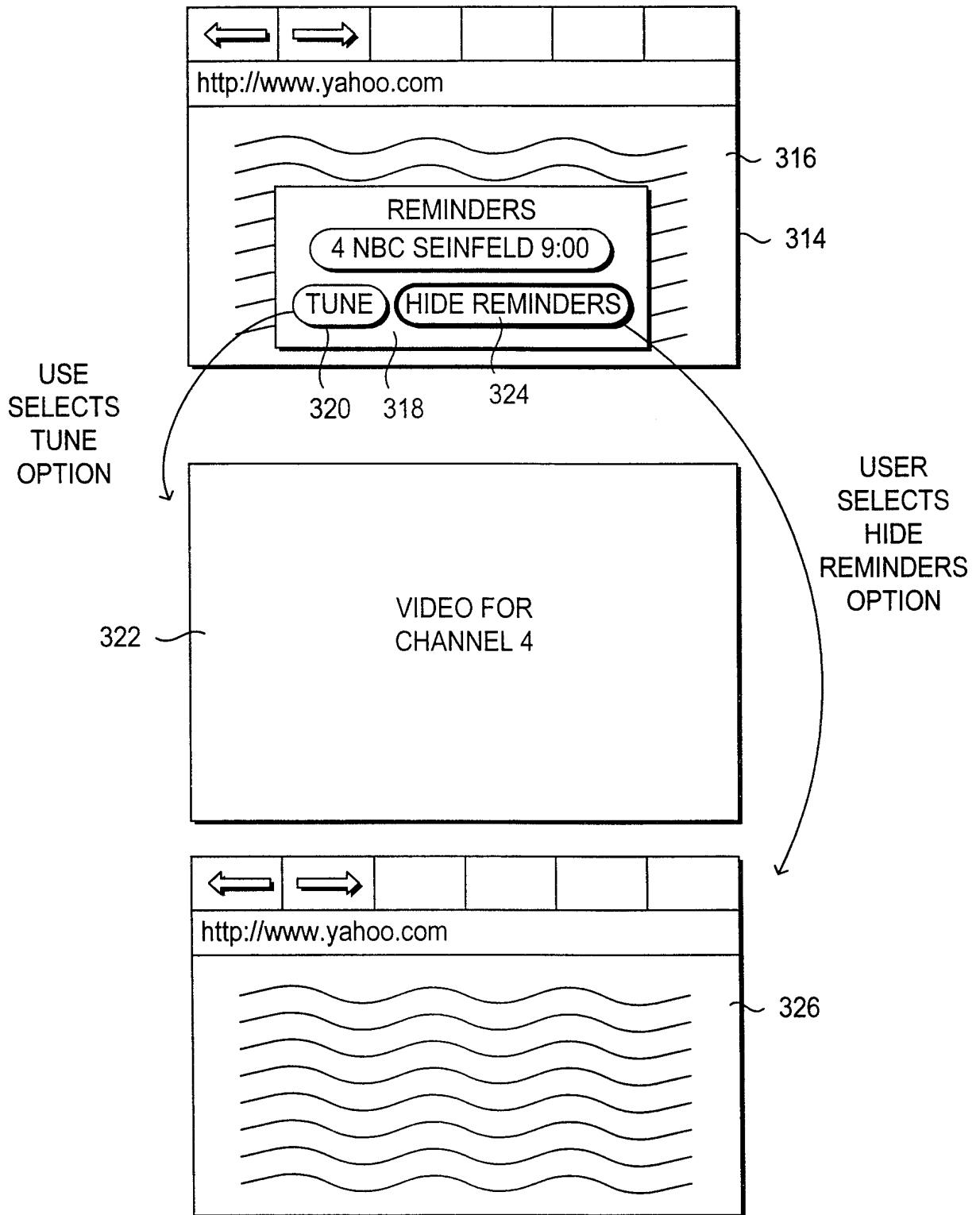


FIG. 28

36/40

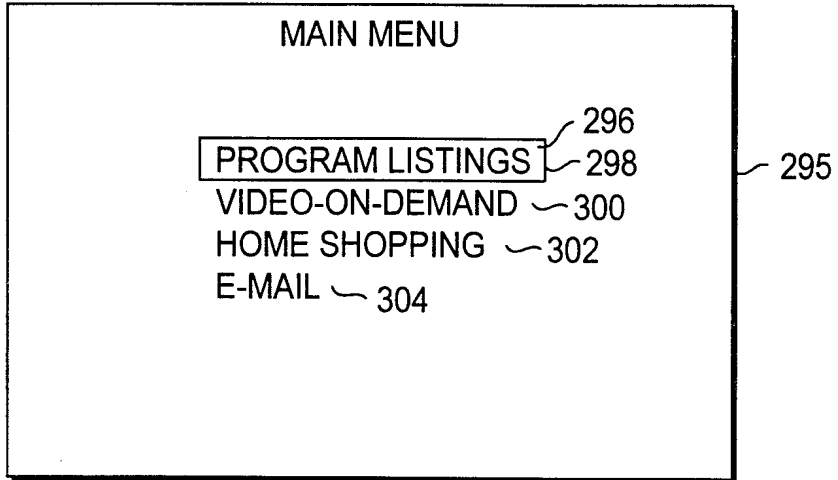


FIG. 29a

37/40

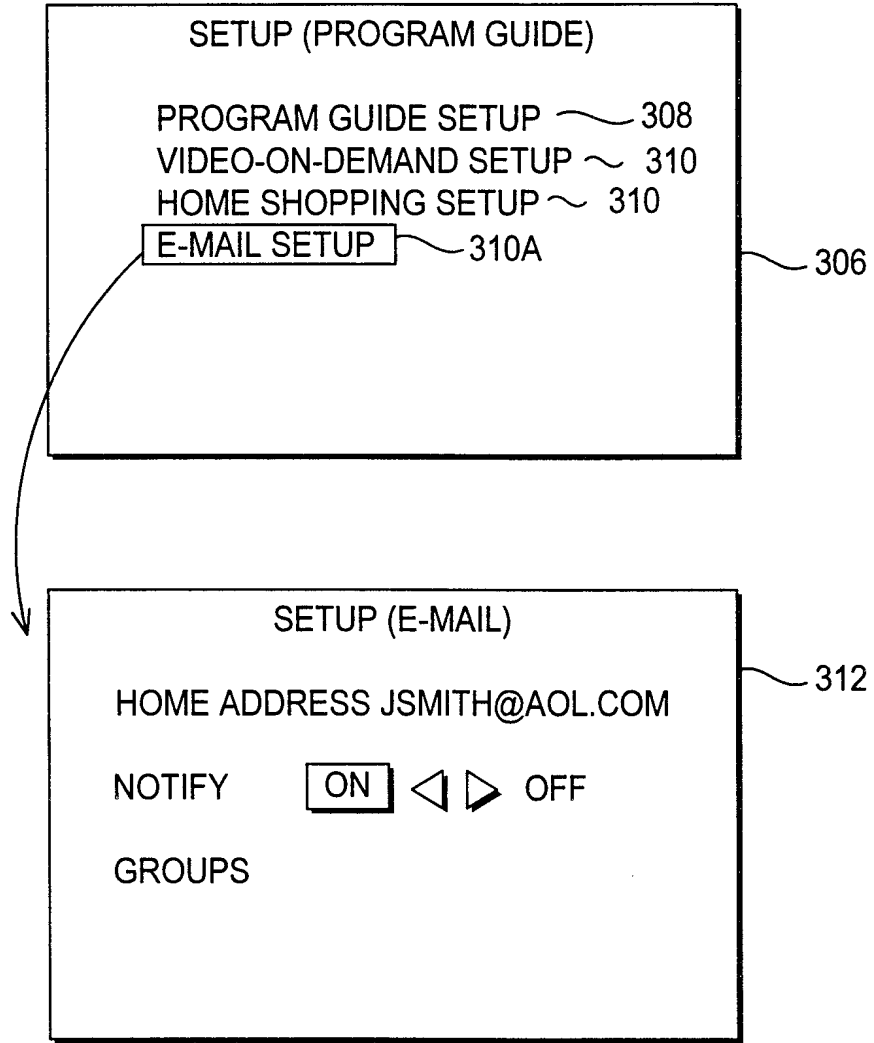


FIG. 29b

38/40

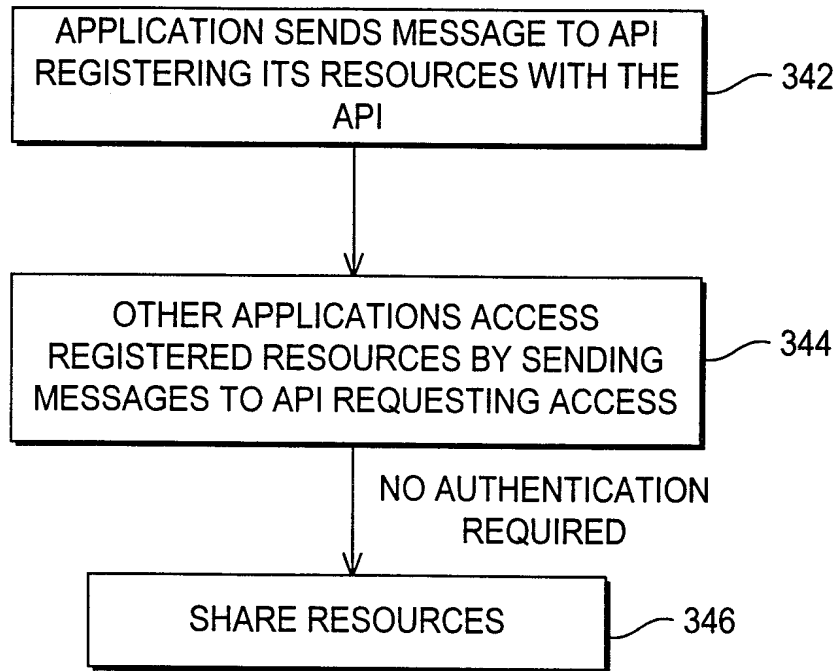


FIG. 30

39/40

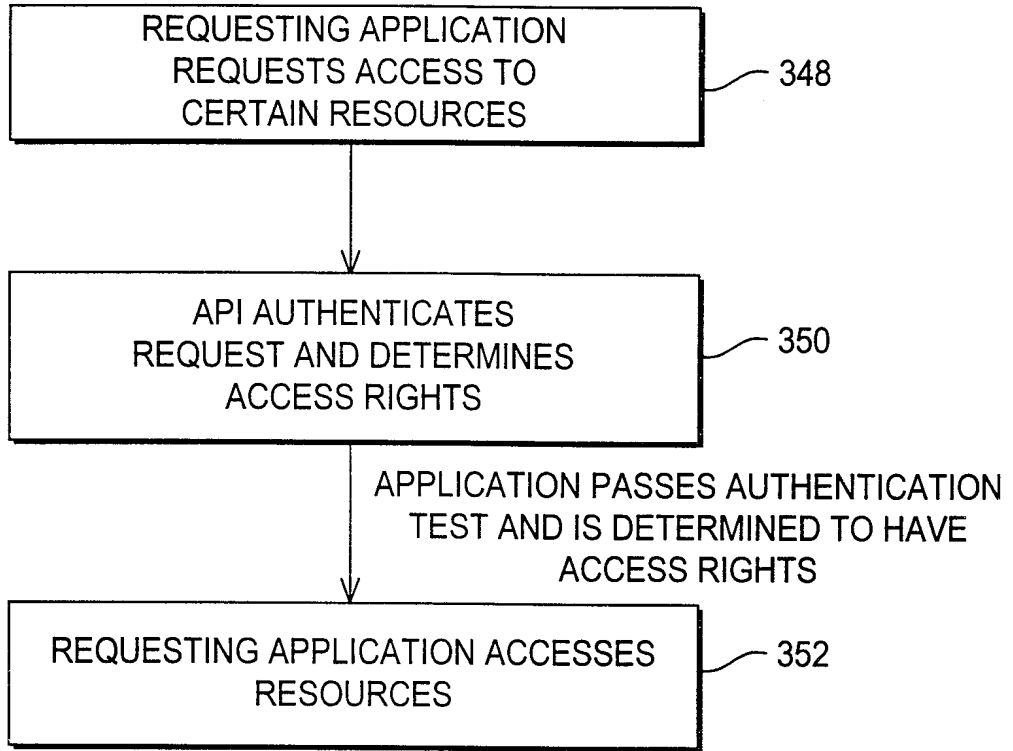


FIG. 31

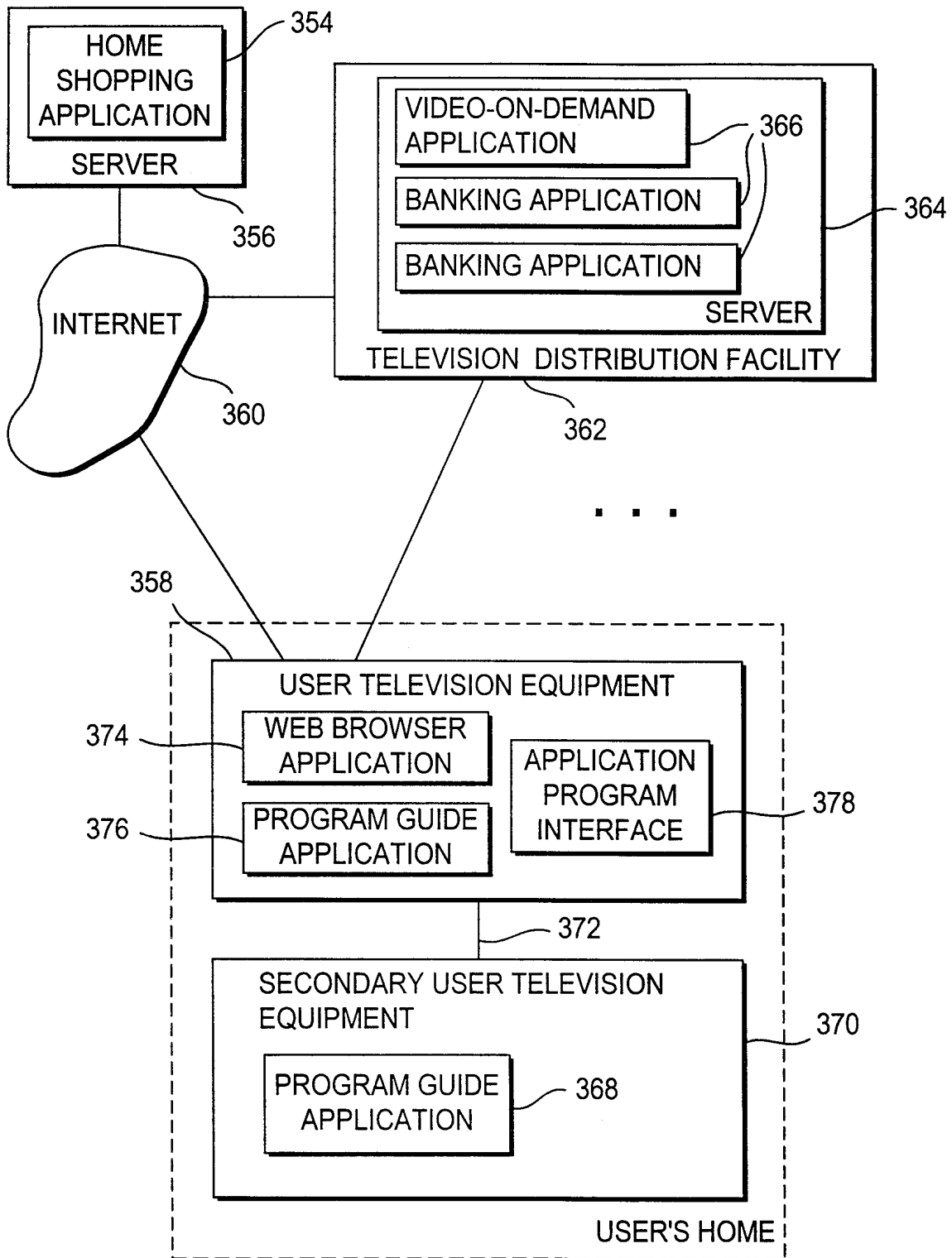


FIG. 32

INTERNATIONAL SEARCH REPORT

International Application No

PCT/US 99/16131

A. CLASSIFICATION OF SUBJECT MATTER
 IPC 7 H04N7/16 H04N7/173

According to International Patent Classification (IPC) or to both national classification and IPC

B. FIELDS SEARCHED

Minimum documentation searched (classification system followed by classification symbols)
 IPC 7 H04N

Documentation searched other than minimum documentation to the extent that such documents are included in the fields searched

Electronic data base consulted during the international search (name of data base and, where practical, search terms used)

C. DOCUMENTS CONSIDERED TO BE RELEVANT

Category °	Citation of document, with indication, where appropriate, of the relevant passages	Relevant to claim No.
X	WO 97 13368 A (BRIEN SEAN ANDREW O ;MILNES KENNETH ALAN (US); SCHEIN STEVEN MICHA) 10 April 1997 (1997-04-10) the whole document ---	1-70, 82-123
X	WO 96 41478 A (TV GUIDE ON SCREEN) 19 December 1996 (1996-12-19) page 23, line 31 -page 32, line 10 page 40, line 33 -page 43, line 33 page 55, line 14 -page 60, line 15 figures 6,7,10-30,37-41,48-58 --- -/--	1-7, 12-24, 29-41, 46-121

Further documents are listed in the continuation of box C.

Patent family members are listed in annex.

° Special categories of cited documents :

- "A" document defining the general state of the art which is not considered to be of particular relevance
- "E" earlier document but published on or after the international filing date
- "L" document which may throw doubts on priority claim(s) or which is cited to establish the publication date of another citation or other special reason (as specified)
- "O" document referring to an oral disclosure, use, exhibition or other means
- "P" document published prior to the international filing date but later than the priority date claimed

- "T" later document published after the international filing date or priority date and not in conflict with the application but cited to understand the principle or theory underlying the invention
- "X" document of particular relevance; the claimed invention cannot be considered novel or cannot be considered to involve an inventive step when the document is taken alone
- "Y" document of particular relevance; the claimed invention cannot be considered to involve an inventive step when the document is combined with one or more other such documents, such combination being obvious to a person skilled in the art.
- "&" document member of the same patent family

Date of the actual completion of the international search

13 October 1999

Date of mailing of the international search report

20/10/1999

Name and mailing address of the ISA
 European Patent Office, P.B. 5818 Patentlaan 2
 NL - 2280 HV Rijswijk
 Tel. (+31-70) 340-2040, Tx. 31 651 epo nl,
 Fax: (+31-70) 340-3016

Authorized officer
 Van der Zaal, R

INTERNATIONAL SEARCH REPORT

International Application No

PCT/US 99/16131

C.(Continuation) DOCUMENTS CONSIDERED TO BE RELEVANT

Category °	Citation of document, with indication, where appropriate, of the relevant passages	Relevant to claim No.
X	WO 98 16028 A (MULTIMEDIA SYSTEMS CORP) 16 April 1998 (1998-04-16) page 5, line 22 -page 12, line 12 page 13, line 19 - line 24 page 28, line 24 -page 29, line 18 figure 2 <p style="text-align: center;">---</p>	124-126
A	WO 98 17064 A (WESTBERG THOMAS E ;KWOH DANIEL S (US); LEUNG ELSIE Y (US); MANKOVI) 23 April 1998 (1998-04-23) page 3, line 27 -page 14, line 24 figures 1-9 <p style="text-align: center;">-----</p>	1-126

INTERNATIONAL SEARCH REPORT

Information on patent family members

International Application No

PCT/US 99/16131

Patent document cited in search report	Publication date	Patent family member(s)	Publication date
WO 9713368 A	10-04-1997	AU 7387196 A	28-04-1997
		CA 2232003 A	10-04-1997
		CN 1200221 A	25-11-1998
		EP 0880856 A	02-12-1998
		JP 10512420 T	24-11-1998
WO 9641478 A	19-12-1996	US 5589892 A	31-12-1996
		AU 700302 B	24-12-1998
		AU 6258596 A	30-12-1996
		CA 2223057 A	19-12-1996
		CN 1190517 A	12-08-1998
		EP 0856227 A	05-08-1998
		JP 11505094 T	11-05-1999
PL 323914 A	27-04-1998		
WO 9816028 A	16-04-1998	AU 4980497 A	05-05-1998
WO 9817064 A	23-04-1998	AU 4823197 A	11-05-1998
		EP 0932979 A	04-08-1999